

2010 Community Survey Madison, Connecticut

Presented by Archie C. Swindell, Ph.D.
Quantitative Services, Groton, CT

- Survey Logistics
- Youth Survey Comparisons
- Community Survey Comparisons
- Influence of Parents
- Conclusions

Madison Community Survey Logistics

<u>Respondents</u>	<u>count</u>	<u>%</u>
Total log-ons	408	--
Total analyzable	347	100.0
Parents	201	57.6
Non-parents	146	42.1
<u>Parents of children in grades:</u>		
K-5	55	13.3
6-8	50	13.3
9-10	57	14.7
11-12	65	16.7

Madison Community Survey Logistics

<u>Race/Ethnicity of Child</u>	<u>Sample</u>		<u>Schools*</u>	<u>Town**</u>
	count	%	%	%
White	190	95.5	93.9	96.6
African-American	2	1.0	0.9	0.4
Hispanic	2	1.0	1.3	1.3
Asian	2	1.0	3.6	1.7
Native American	0	0.0	0.2	0.1
Other	3	1.5	--	0.3
Missing	1	--	--	--
Total	200	100.0		
* From 2008-09 Strategic School Profiles				
** From 2000 U.S. Census				

Surveys Used For Comparisons

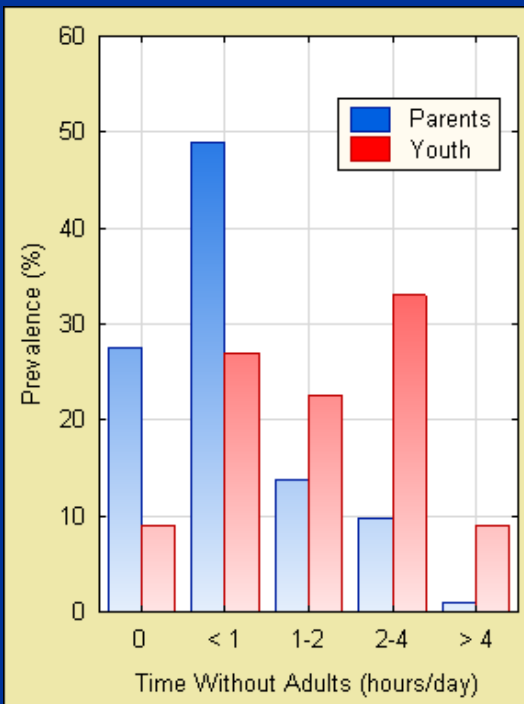
- **Madison Community Survey:** 2010, 347 surveys, 50-65 per group for Grades 6-12, 146 Non-Parents
- **Madison Youth Survey:** 2010, Search Institute, 1,711 surveys, 256-304 per grade, Grades 7-12
- **Monitoring The Future Survey:** 2010, Grades 8, 10, 12 (annual; available on internet)
- **Conn. DRGs A,B,C Youth Surveys:** 2007-2010, GPIY on-line, 6 towns, 5,518 surveys
- **Conn. DRGs A,B Community Surveys:** 2008-2010, 5 towns, 2,693 surveys

Tabulation of Madison Parent Results

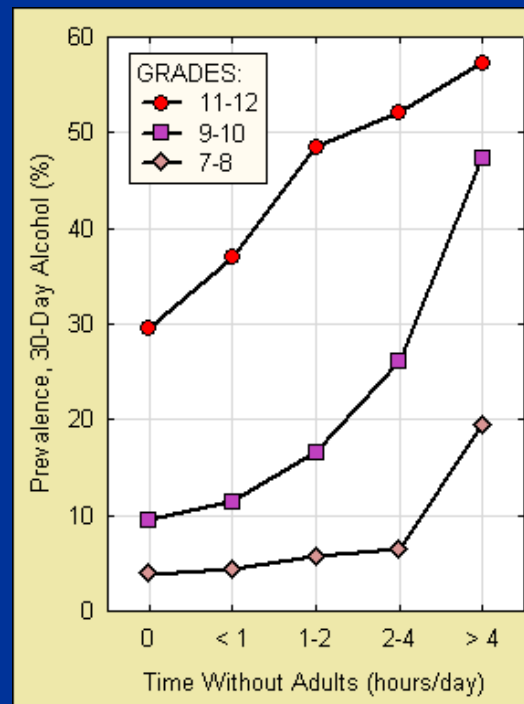
Weighting by Time Without Adults

“On an average school day, how many hours [does Your Child]/[do You] spend at home with no adult present?”

Time Reported,
Parents vs. Youth,
Grades 9-10



30-Day Alcohol vs. Time
Both Reported by Youth

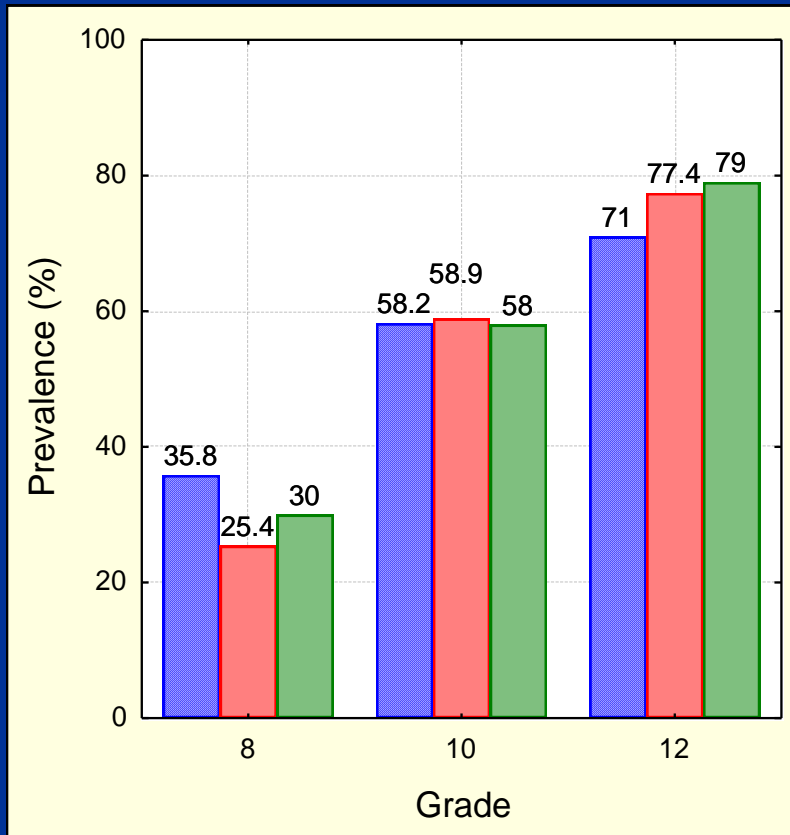


Grade	30-Day Alcohol Use		
	Youth Report %	Parent Estimate Unwtd %	Parent Estimate Wtd %
7-8	6	0	0
9-10	20	0	5
11-12	53	12	48

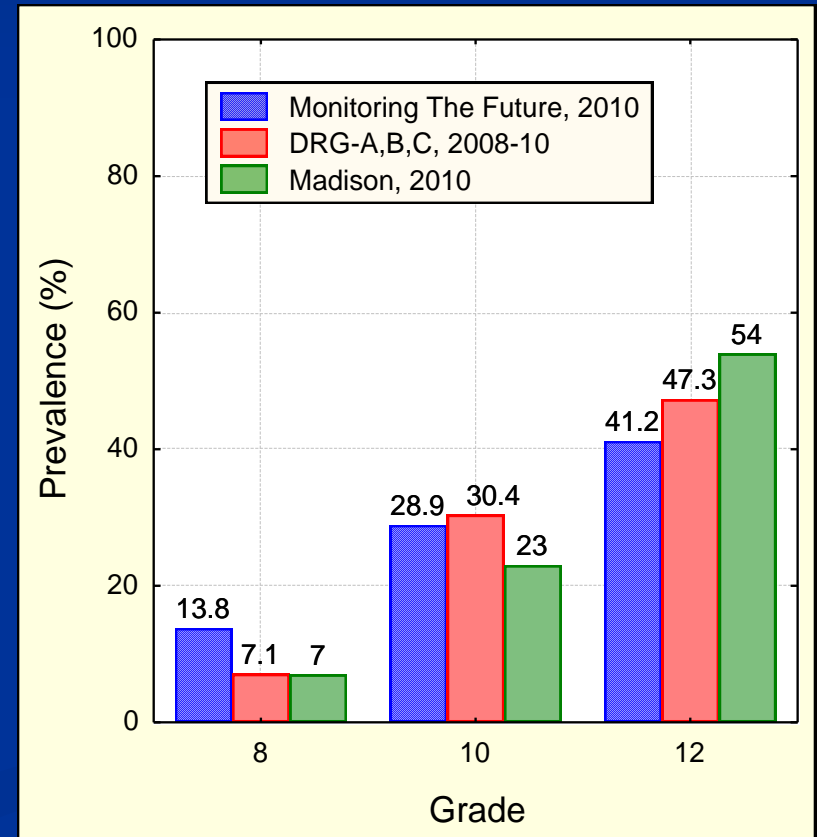
Comparison: Youth Alcohol Use

MTF 2010 – Conn. DRG A-C – Madison 2010

LIFETIME



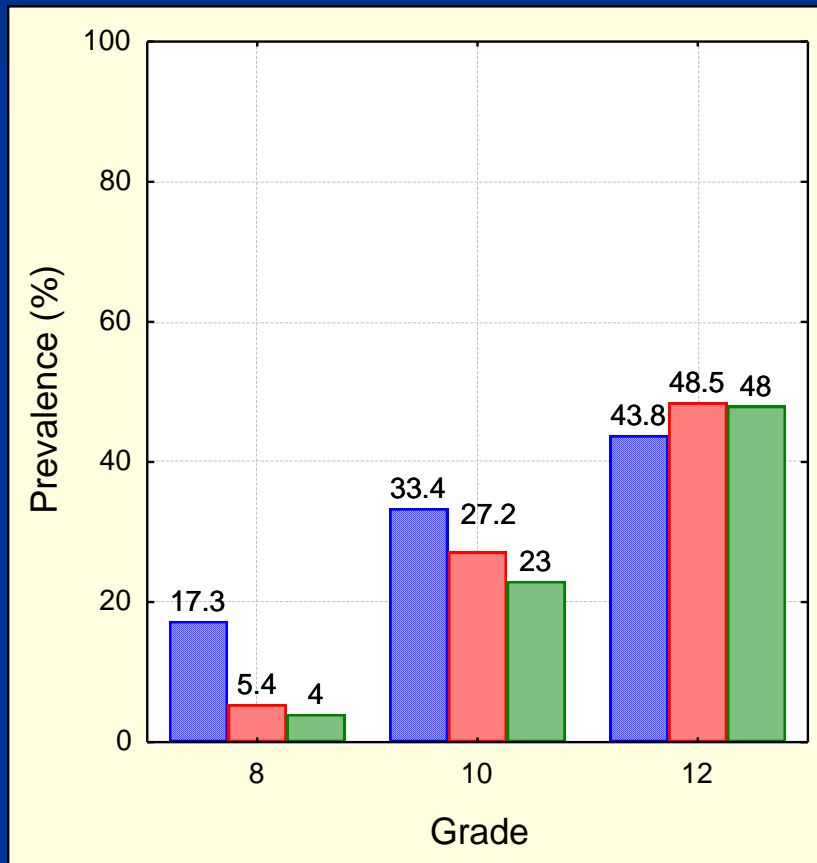
30-DAY



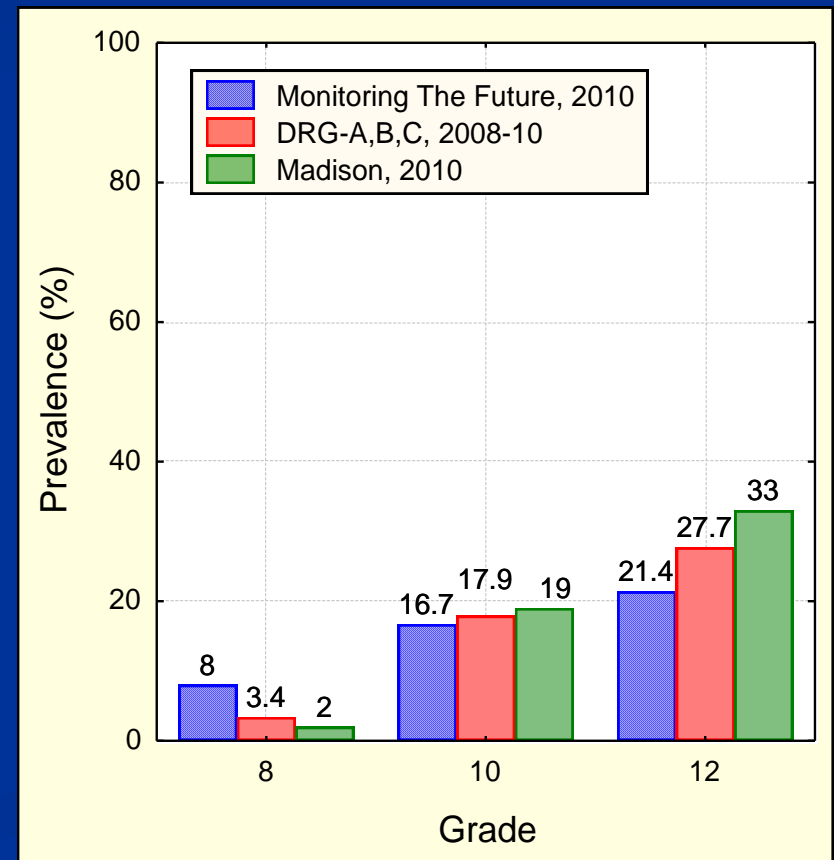
Comparison: Youth **Marijuana** Use

MTF 2010 – Conn. DRG A-C – Madison 2010

LIFETIME



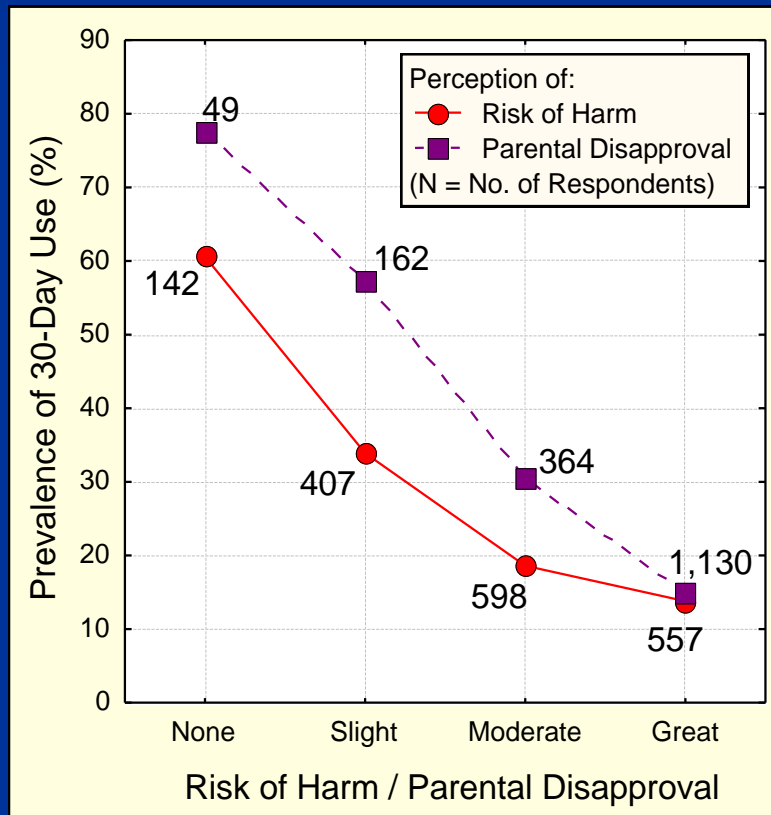
30-DAY



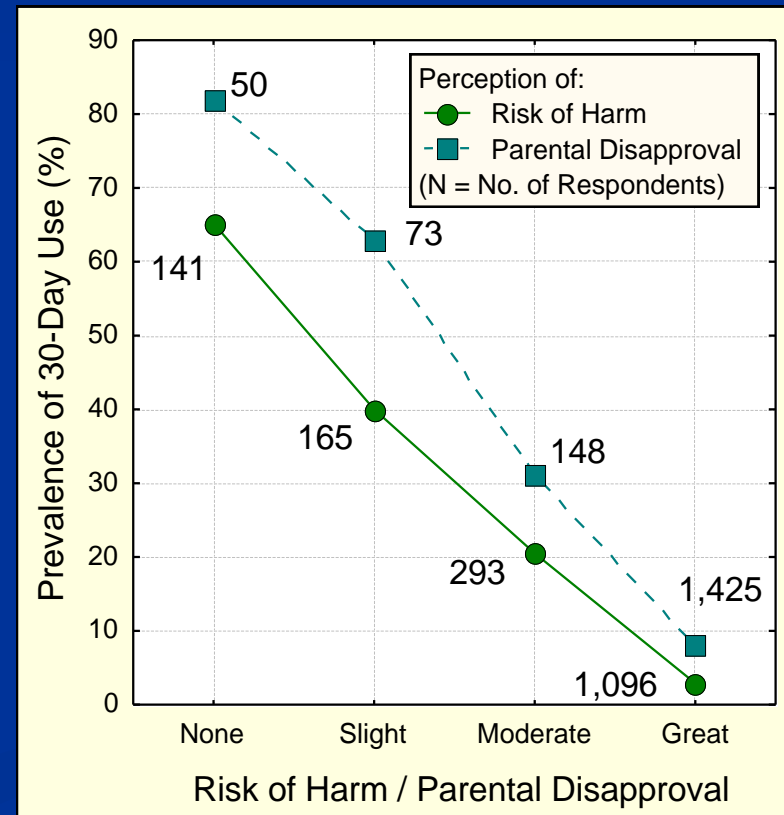
30-Day Use vs. Perceptions of Risk of Harm & Parental Disapproval

Madison Youth Survey

ALCOHOL



MARIJUANA



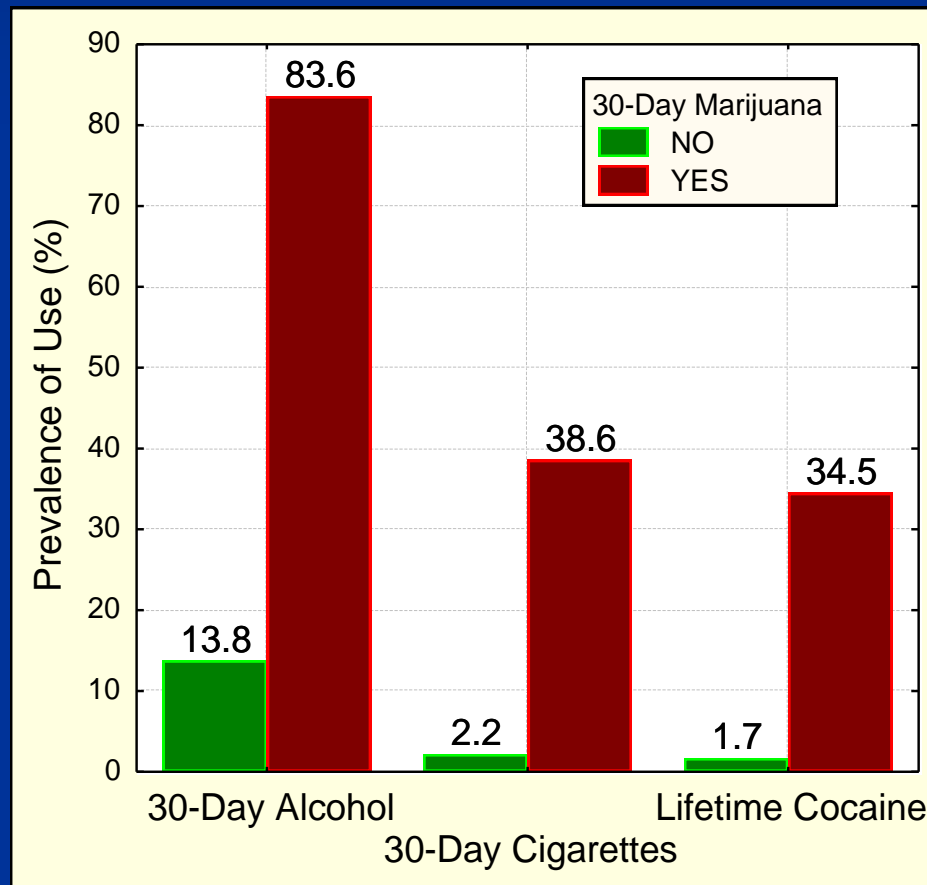
Perceived Risk of “Great Harm”

Madison Youth and Community Surveys

Grades	Regular Alcohol		Occ. Alcohol	Regular Marijuana	
	Youth	Parents	Parents	Youth	Parents
7-8	40	91	65	87	79
9-10	31	100	74	63	90
11-12	28	99	60	43	77

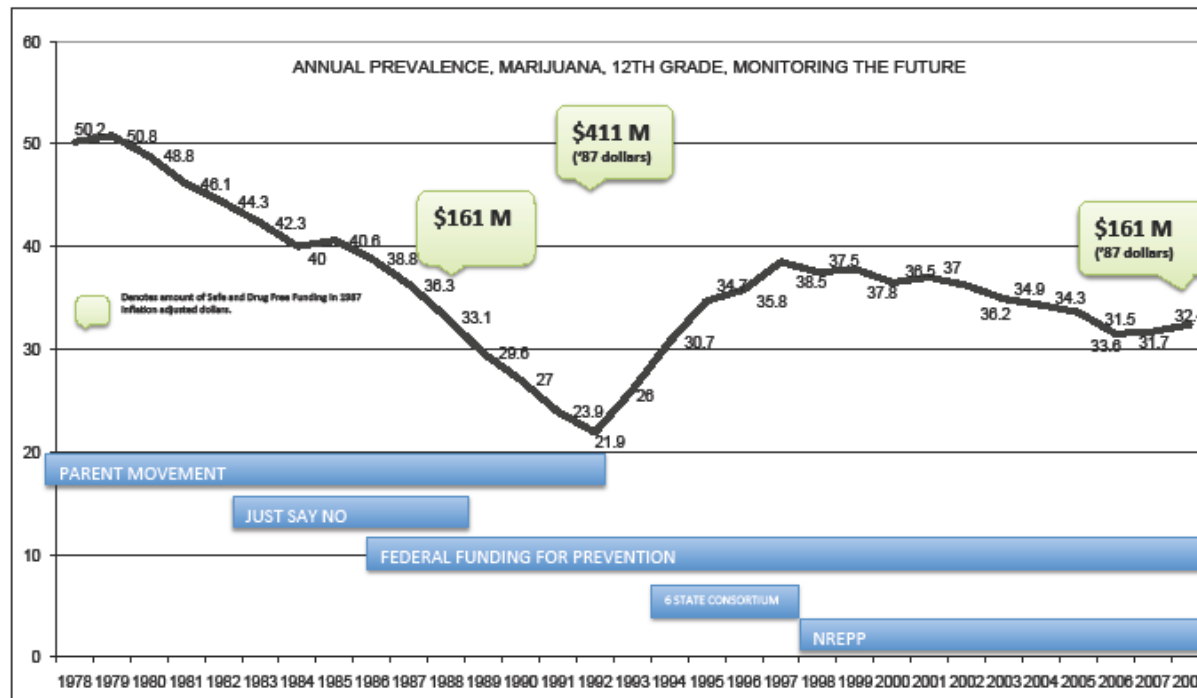
Use of Other Substances by Youth Who Have Used **Marijuana** in Past 30 Days, Or Not

Madison Youth Survey



Annual Marijuana Use, 12th Graders Monitoring The Future , 1978 to 2008

HISTORY OF S.A. PREVENTION



30-Day Use of Alcohol - Madison

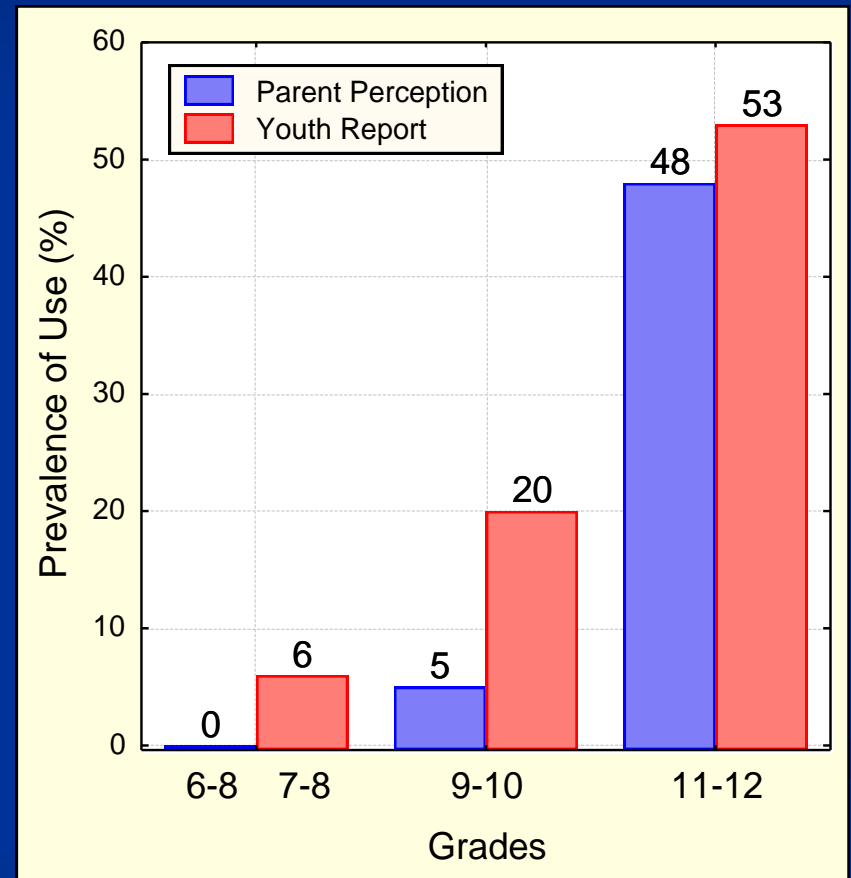
Parent Perceptions vs. Youth Reports

Madison Community & Youth Surveys

“30-Day Use”:

Parents: In past 30 days, I think my child probably drank an alcoholic beverage.

Youth: I have had alcohol at least once in the past 30 days.

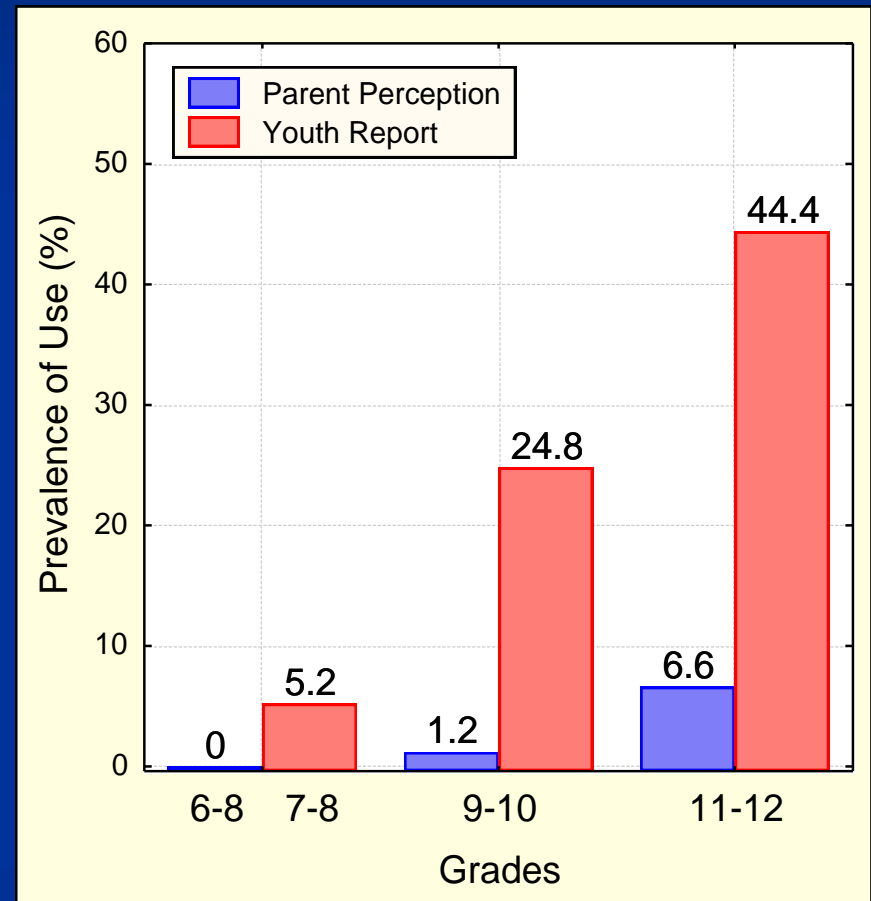


30-Day Use of Alcohol – DRG-A,B

Parent Perceptions vs. Youth Reports

DRG A,B Community & Youth Surveys

“30-Day Use”:
As defined in previous slide.

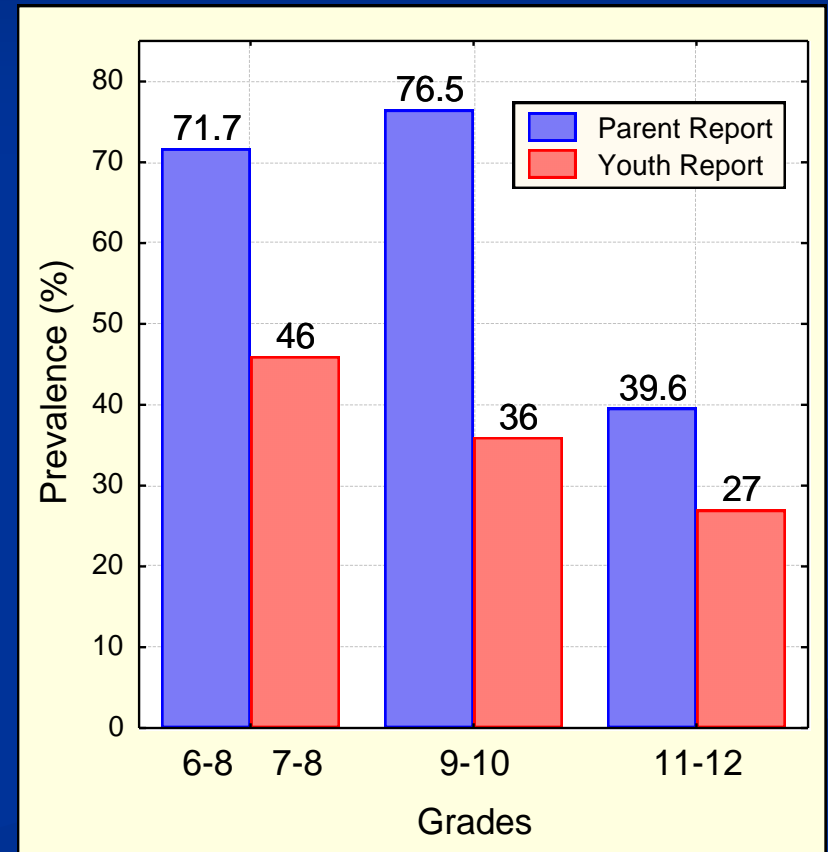


Time Spent After School Without Adults

Madison Parents vs. Youth

Madison Community & Youth Surveys

On an average school day,
time spent at home without
an adult present =
None, or Less than one hour.



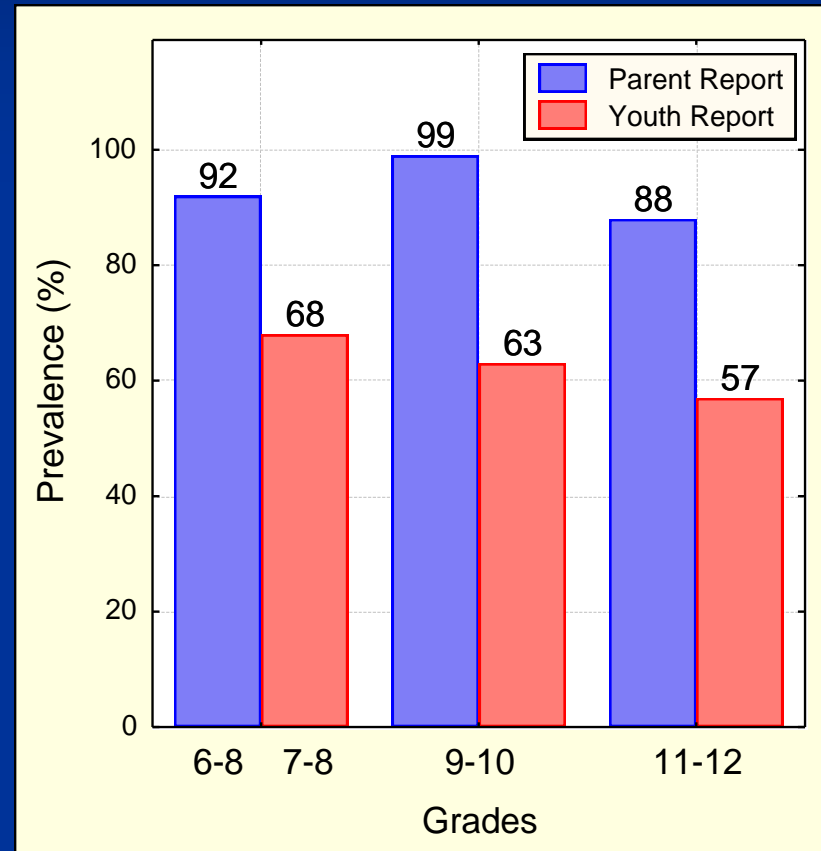
Madison Parent-Child Communications

Madison Community & Youth Surveys

“Good Communication”:

Parents: Conversation with child about alcohol in past 3 months or less.

Youth: Agree or strongly agree, “lots of good conversations with parents.”

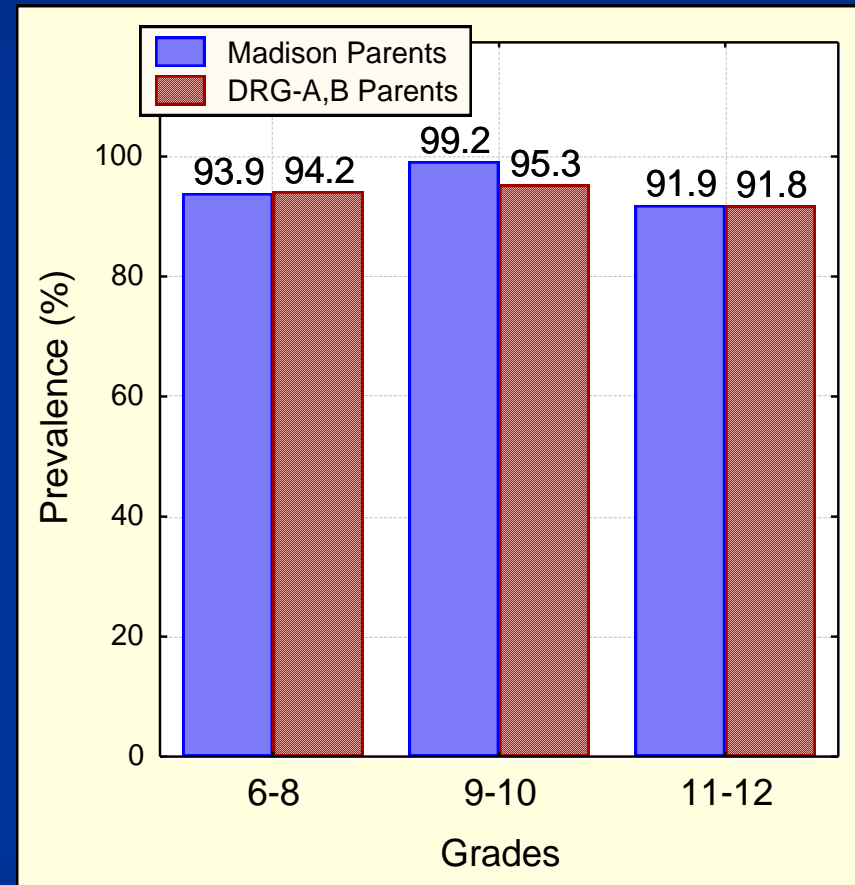


Family Rules About Alcohol

Madison vs. Other DRG A,B Towns

Madison & DRG-A,B Community Surveys

My family “Mostly” or “Definitely” has clear rules for my child discouraging use of *Alcohol*.



Factors Perceived as “Very Important” In Influencing Teen Behavior *re* Alcohol

Madison Community Survey

Factor	% of Parents
Influence of youth’s friends	86.1
Family expectations	78.1
Parents drinking behavior	73.0
Family rules discouraging youth drinking	68.1
School programs	39.7
Legal consequences	33.8
Community-wide prevention efforts	31.4
Ads identifying risks	21.6

Perceived Importance of Alcohol's Effect on Adolescent Brain Development in Guiding Practices *re* Youth Drinking

Madison Community Survey

How Important?	% of Parents
One of most important issues	43.6
Somewhat, one of many issues	50.8

Parents' Familiarity With Brain Research On Effects of Alcohol in Youth

Madison Community Survey

Research Finding	% of Parents “Very Familiar”
Early drinking increases likelihood of problem drinking later in life.	83.3
Alcohol impairs problems solving skills.	78.0
Alcohol impairs short term memory.	71.2
Brain development is vulnerable to disruption by alcohol up to mid-20's.	56.4

Parents' Opinions About Possible Underage Drinking

Madison Community Survey

Is underage drinking ever permissible in these situations?	% of Parents Saying "Never"
To socialize with friends	85.4
To celebrate successes	82.1
As long as teen not allowed to drive	80.7
As a mealtime beverage	74.3
As a "rite of passage" into adulthood	72.0
Special family occasions (e.g., holidays)	59.8
Religious ceremonies	47.6

Ideas to Guide Future Efforts

(Where do we go from here?)

- Thoughtful planning of prevention activities: proven programs chosen with available data.
- Outreach and education for parents.
- New challenges: marijuana, prescription drugs.
- A coalition of families, schools, public agencies, and businesses is essential.
- Grant funding may be available – with data.
- The entire community must address the problem of substance abuse by its youth.