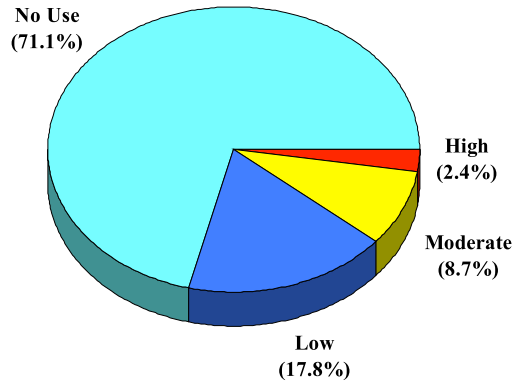
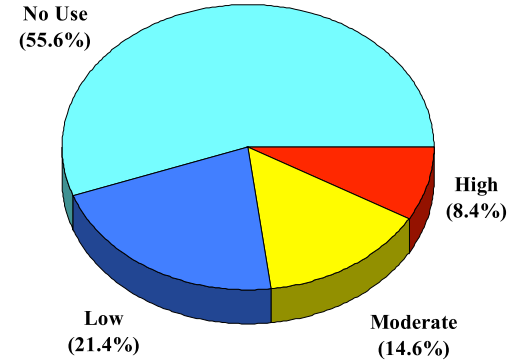


# Percent of Daniel Hand High School Students By Level of Drug Involvement (2006-07)

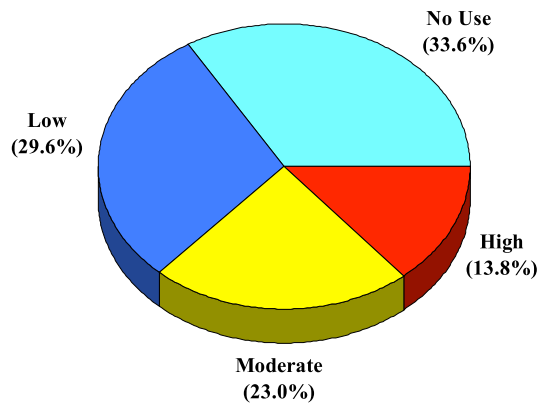
**Figure 1 - 9th Graders**



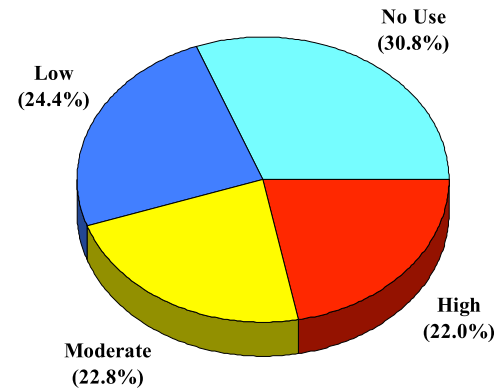
**Figure 2 - 10th Graders**



**Figure 3 - 11th Graders**



**Figure 4 - 12th Graders**



# Where Do Students Use Alcohol?

	<b>7-8<sup>th</sup> Graders (619)</b>	<b>9-12<sup>th</sup> Graders (1147)</b>	<b>7-12<sup>th</sup> Graders (1766)</b>
<b>On the way to school</b>	<b>&lt;1% (&lt;6)</b>	<b>3% (34)</b>	<b>2% (35)</b>
<b>During school hours at school</b>	<b>0% (0)</b>	<b>4% (46)</b>	<b>3% (53)</b>
<b>During school hours away from school</b>	<b>&lt;1% (&lt;6)</b>	<b>4% (46)</b>	<b>3% (53)</b>
<b>Right after school</b>	<b>1% (6)</b>	<b>9% (103)</b>	<b>6% (106)</b>
<b>Before school events</b>	<b>&lt;1% (&lt;6)</b>	<b>16% (184)</b>	<b>11% (194)</b>
<b>At school events</b>	<b>2% (12)</b>	<b>17% (195)</b>	<b>11% (194)</b>
<b>After school events</b>	<b>1% (6)</b>	<b>23% (264)</b>	<b>15% (265)</b>
<b>At parties</b>	<b>4% (25)</b>	<b>46% (528)</b>	<b>31% (548)</b>
<b>At night with friends</b>	<b>5% (31)</b>	<b>51% (585)</b>	<b>35% (618)</b>
<b>At clubs or raves</b>	<b>&lt;1% (&lt;6)</b>	<b>7% (80)</b>	<b>5% (88)</b>
<b>While driving around</b>	<b>&lt;1% (&lt;6)</b>	<b>7% (80)</b>	<b>5% (88)</b>
<b>At home (parents knew)</b>	<b>13% (80)</b>	<b>19% (218)</b>	<b>17% (300)</b>
<b>At home (parents didn't know)</b>	<b>6% (37)</b>	<b>34% (390)</b>	<b>24% (424)</b>

# High Risk Behaviors Among Madison Public School Students

	7-8 <sup>th</sup> Graders	9-12 <sup>th</sup> Graders	7-12 <sup>th</sup> Graders
Passed out while drinking	1%	23%	16%
Couldn't remember what happened	3%	31%	21%
Did something sexual while drinking and regretted it later	2%	14%	10%
Did something sexual while on drugs and regretted it later	<1%	4%	3%
Had a car accident while drinking	0%	<1%	<1%
Had a car accident while on drugs	0%	<1%	<1%
Used marijuana and alcohol together	<1%	23%	15%
Used a needle to inject a drug	<1%	2%	1%
Shared a needle	<1%	<1%	<1%

# Priority Target Areas Based on Data What Statistics Do We Want to Change? Based on ADAS survey results - October 2006

1. Consumption of alcohol
2. Permissive parenting
  - at home with parents knowledge
  - at home without parents knowledge
  - before and after school events
  - at parties and at night with friends
3. High risk behaviors/binge drinking
  - drunkenness
  - memory loss
  - unconsciousness
  - did something sexual that later regretted
4. Marijuana use
5. Students' understanding of harm caused by use of alcohol and marijuana
6. Use of narcotic painkillers
7. Use of inhalants
8. Cocaine use
9. Low/No Involvement category