


# Town of Madison



2021-2022

Approved Board of Finance Budget

May 18, 2021

TOWN OF MADISON

2021-2022

Approved Board of Finance Budget

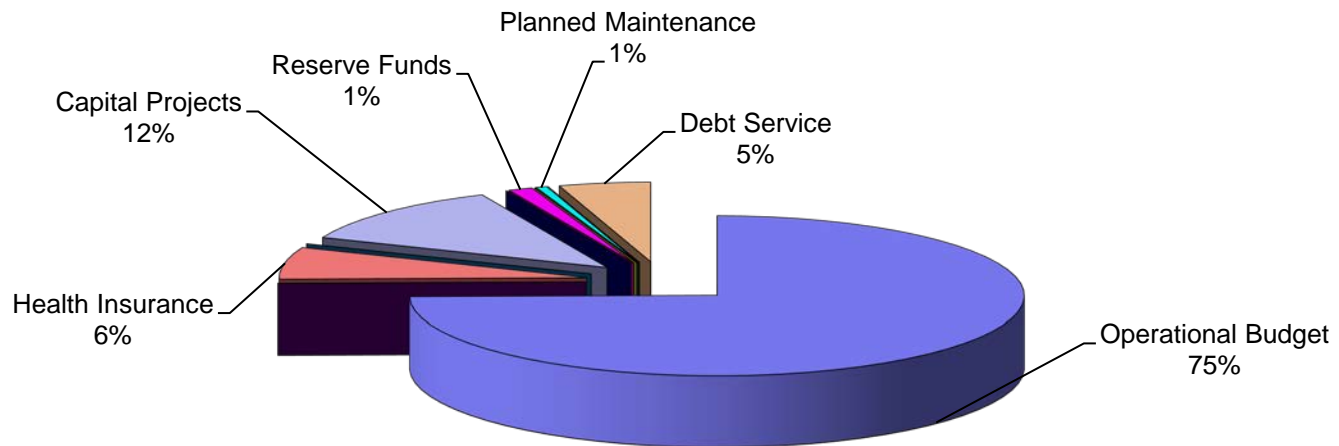
SUMMARY REPORTS

	Page
Approved Budget Summary	3
Additional Budget Requests	5
Comprehensive Budget Overview	10
Object Summary	11
Department Summary/Detail	17
Capital Budget Summary	30
Approved Revenue (excluding Taxes)	31

**Town of Madison  
2021-2022 Approved Budget  
Board of Finance**

	Approved Budget		Approved Budget				% of
	2020-2021	2021-2022	Change	% Change	increase		
TOWN OF MADISON/OPERATIONAL BUDGET <i>(including Private Schools)</i>	\$ 20,881,010	\$ 21,931,286	\$ 1,050,276	5.03%	3.74%		
RESERVE FUNDS	375,000	375,000	\$	0.00%	0.00%		
HEALTH INSURANCE/SELF FUNDING	1,968,284	1,883,706	\$ (84,578)	-4.30%	-0.30%		
<b>OPERATIONAL BUDGET</b>	<b>23,224,294</b>	<b>24,189,992</b>	<b>\$ 965,698</b>	<b>4.16%</b>	<b>3.44%</b>		
<b>CAPITAL PROJECTS</b>	<b>3,540,104</b>	<b>3,540,104</b>	<b>\$</b>	<b>0.00%</b>	0.00%		
<b>DEBT SERVICE</b>	<b>1,317,434</b>	<b>1,402,734</b>	<b>\$ 85,300</b>	<b>6.47%</b>	0.30%		
<b>TOWN OF MADISON APPROVED BUDGET</b>	<b>\$28,081,832</b>	<b>\$29,132,830</b>	<b>\$1,050,998</b>	<b>3.74%</b>	<b>3.74%</b>		
BOE	58,551,701	59,272,037	\$ 720,336	1.23%			
<b>TOTAL TOWN OF MADISON &amp; BOE APPROVED BUDGET</b>	<b>86,633,533</b>	<b>88,404,867</b>	<b>1,771,334</b>	<b>2.04%</b>			

## 2021-2022 BOF Approved Budget



**2021-2022  
Additional Budget Requests**

**2021-2022 Additional Budget Requests / Decision Package**

Department	Amount	Rationale	Selectmen Action 2/22/2021	B.O.F. Action 3.18. & 3.24.21
<b>Operating:</b>				
<b>Ambulance</b>	302,529	In order to attract and retain personnel our increase consists of several factors, the largest of which is an increase in wages and offering health insurance to employee family members. A wage adjustment was made effective 7/1/2020. However, these wages were lower than the current market rate. The new wage adjustment brings our employees in line with area industry standards.	302,529	302,529
<b>Assessor's Office</b>	30,000	Additional funds needed to cover the projected cost of the State Mandated Revaluation. Effective for 10-1-2023. The current funding level will create a shortage of \$63,112 in the Re-Evaluation Reserve account,  <div style="text-align: right; margin-left: 40px;">                     Balance for Revaluation Account (as of 12/31/2020) 68,887.75                      FYE 2022 originally planned Reserve Funding 84,000.00                      FYE 2023 originally planned Reserve Funding 84,000.00                      Projected Balance for Revaluation 6/2023 236,887.75                      Revaluation 10/1/2023 - Estimated Cost FY 7/2022 - 6/2023 (300,000.00)                      Additional Reserve Funding needed <b>(63,112.25)</b>                      FYE 2022 Additional Funding 30,000.00                      FYE 2023 Additional Funding 30,000.00                 </div>		
<b>Beach &amp; Rec</b>	38,558	Additional funding required to increase lifeguards from 5 to 7 days per week at Surf Club and East Wharf, \$21,870  <div style="text-align: right; margin-left: 40px;">                     27 Days x 6 Lifeguards 162.00                      7.5hr x \$18 135.00                      Additional Budget Request 21,870.00                 </div> Additional funding required to increase coverage at all beach gates from 5 to 7 days per week \$14,175  <div style="text-align: right; margin-left: 40px;">                     27 Days x 5 Gate Attendants 135.00                      7.5hr x \$14 105.00                      Additional Budget Request 14,182.00                 </div> Additional funding required to increase coverage for the month of April for the Surf Club Office, \$2,506  <div style="text-align: right; margin-left: 40px;">                     179 hrs x \$14 2,506.00                      Additional Budget Request 2,506.00                 </div>	38,558	38,558

**2021-2022  
Additional Budget Requests**

Department	Amount	Rationale		Selectmen Action	B.O.F. Action
Fire Marshal	4,426	<p>Full Time Deputy Fire Marshal position. Salary will be fully funded through reallocation of two part-time positions. New Position salary \$46,207. Current part-time positions of \$19,344 (Deputy Fire Marshal will be leaving) and \$34,293 (Deputy Fire Marshal will be retiring), leaving an excess to be reallocated to Additional hours for Fire Inspector of \$7,430.</p> <p align="right">           New Full Time Deputy Fire Marshal 46,207.00            Current Part Time Position (19,344.00)            Current Deputy FM Retiring (34,293.00)            Savings reallocated below (7,430.00)         </p> <hr/> <p>Additional hours of 8 per week for Fire Inspector (s). Total cost of \$11,856, less amount reallocated from two part-time positions of \$7,430</p> <p align="right">           Fire Inspector Additional Hours 11,856.00            Savings reallocated from above (7,430.00)            Additional Budget Request 4,426.00         </p>		4,426	4,426
Land Use	43,675	<p>Restore former Inland Wetlands Enforcement Officer position (20 hours/week) and upgrade position to full-time to serve as an Environmental Planner/Inland Wetlands Enforcement Officer. The position will directly staff the Inland Wetlands Agency, Conservation Commission, Coastal Resiliency Commission, and will lead the Town's Sustainable Connecticut efforts and various environmental initiatives. (\$74,906)</p> <p>Current Zoning Enforcement Officer/Inland Wetlands Enforcement Officer combined position will be restored to just Zoning Enforcement Officer, reduced to 30 hours/week, and revert back to the original salary grade.</p> <p align="right">           Current Position (73,846.00)            Reduced Position 54,935.00            Savings allocated below (18,911.00)         </p> <hr/> <p>Additional savings generated through the retirement of the Land Use Assistant replacement at a lower salary.</p> <p align="right">           Land Use Assistant Retirement (59,018.00)            New Land Use Assistant 46,698.00            Savings allocated below (12,320.00)         </p> <p><i>Note: New Land Use Assistant offset by reduction in Health Department</i></p> <p align="right">New Environmental Planner Position 74,906.00</p>		43,675	43,675

**2021-2022  
Additional Budget Requests**

Department	Amount	Rationale	Selectmen Action	B.O.F. Action
<b>Library</b>	242,480	This request funds the core operations of the Library and the return to normal operations.	242,480	242,480
<b>Public Works</b>	75,000	<p>This request is to fund the Engineering Assistant position that became vacant in 2016-2017. Prior to 2017 the Department structure included a Director of Public Works &amp; Town Engineer, Deputy Director of Public Works &amp; Assistant Town Engineer and an Engineering Assistant. In 2017, the Director of Public Works &amp; Town Engineer resigned. Subsequently, the lower two positions advanced a level however the Engineering Assistant position has not been filled to date. This has put a strain on the Department's ability to maintain the town's 130-miles of roadway infrastructure while keeping up with desired improvement projects for the town. The Engineering Assistant position consists of a mix of both office and field work and assists in the following areas:</p> <p><i>Work Requests:</i> The Department receives, investigates and responds to approximately 550 complaints each year which are entered into a Work Request system. The Assistant investigates the complaints relating to drainage, flooding, pavement, sinkholes, highway sightlines, signage and sidewalk. The Assistant works to resolve these issues.</p> <p><i>Analysis &amp; Design:</i> The Assistant analyzes and designs drainage and roadway improvements to be constructed by the Highway Division. The Assistant plans the work, procures materials and oversees construction. These projects are of the smaller variety that can be handled in-house without the expense of formal designs by consultants and construction by contractors.</p> <p><i>Management of Paving Program:</i> This work involves preparing cost estimates, planning the preliminary work (drainage structure upgrades, utility valve adjustments, construction sign placement, tree removals), scheduling the work, providing paving notifications to the public, overseeing the work, responding to resident's concerns, determining driveway apron/curb needs and tracking costs.</p> <p><i>Infrastructure Maintenance by Contractors:</i> The Assistant evaluates routine maintenance needs performed by contractors including guiderail, pavement markings, catch basin cleaning, curb repairs and street sweeping. The Assistant procures the contractors and oversees the work.</p> <p><b>2.22.21 Amended to Part Time Engineering Assistant</b></p>	35,000	35,000
<b>Registrars of Voters</b>	1,200	Additional amount requested to increase Deputy Registrars hourly rate from \$13 per hour (required CT minimum wage August 2021) to \$15 per hour. Two (2) Deputies at 300 hours each per year. Averages 5.5 hours per week each.	1,200	1,200

**2021-2022  
Additional Budget Requests**

Department	Amount	Rationale	Selectmen Action	B.O.F. Action
<b>Selectman's Office</b>	13,000	Increase in Holiday Observances line item to fully fund 2021-2022 Downtown Holiday Lightscape. Current year costs total \$15,500 which were split between Economic Dev. Commission & Selectman's Office. Proposal to move forward with Town absorbing 100% of costs estimated at \$20,000 total (this will include Library & Scranton Gazebo)	13,000	13,000
		<b>First Selectman's Salary - Per Town of Madison Charter Section 4.5 &amp; Board of Finance Regulation Section 12 the BOF shall establish the First Selectman's salary.</b>		1,000
<b>Senior Services</b>	22,700	<p>This will provide a 29 hour position of Municipal Agent for the Elderly. This position will begin in January 2022.</p> <p align="right">Director of Beach and Recreation B&amp;R Director Severance payout, in Severance Line item, <i>one year impact</i> 55,689.00 B&amp;R Director retirement (122,915.00) B&amp;R Director retain part time 60,151.00 Budget Impact (7,075.00)</p> <p align="right">Director of Senior Services Current Director of Senior Services Salary (105,592.00) Increase in Director of Senior Services Salary 122,915.00 Budget Impact 17,323.00</p> <p align="right">Assistant Director of Senior Services Current Asst Director of Senior Services Salary (83,200.00) Increase in Asst Director of Senior Services Salary 91,560.00 Budget Impact 8,360.00</p> <p align="right">Assistant Director of B&amp;R Assistant Director of B&amp;R current salary (88,164.00) Assistant Director of B&amp;R grade reduction 71,347.00 Budget Impact (16,817.00)</p> <p align="right">New Municipal Agent for the Elderly 20,909.00</p>	22,700	22,700



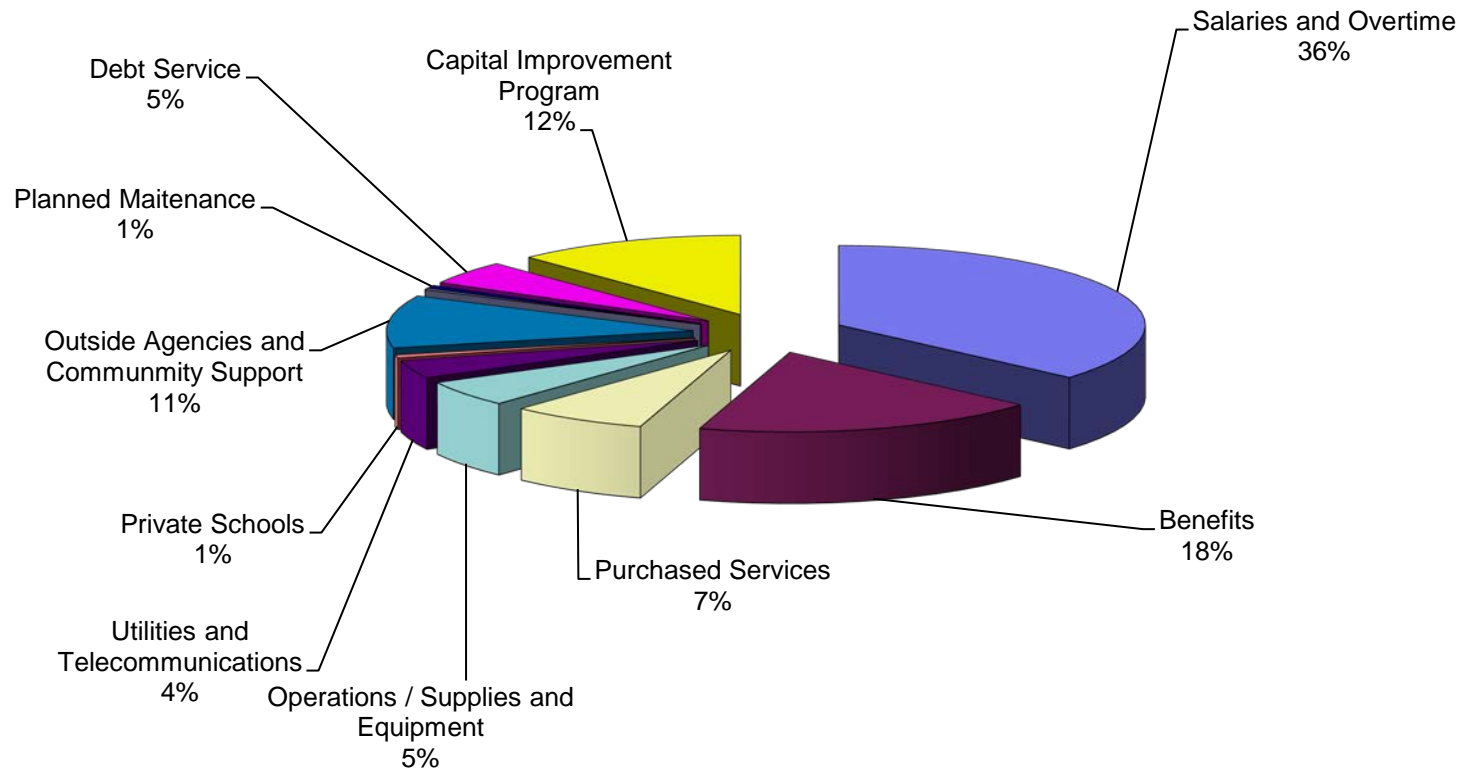
**2021-2022  
Additional Budget Requests**

Department	Amount	Rationale		Selectmen Action	B.O.F. Action
Severance		<i>Reduction in requested budget amount due to BOS recommending the use of a Special Appropriation for ERIP/Severance payments</i>		(106,586)	(106,586)
Town Clerk	10,630	Increase hours from 25 per week to 35.5 per week for existing part-time Assistant Town Clerk to full-time Assistant Town Clerk. Total dollar amount is reduced by not requesting an additional 200 hours of temporary help.  10.5 hr/week @ 30.33/hr 16,560 Less 200 hr temp help (5,930) Additional Budget Request	16,560.18 (5,930.00) 10,630.18	10,630	10,630
Worker's Comp Premium Reduction		<i>Reduction in requested budget amount due to Final 2021-2022 Premium received</i>		(29,479)	(29,479)
<b>Sub Total Operating</b>	<b>784,198</b>			<b>578,133</b>	<b>579,133</b>
<b>Capital:</b>					
Additional Funding to support CIP	41,181 25,000 65,000 (40,000) (400) 60,000 10,000	Capital Non-Recurring (CNRE) <i>annual 3% increase in funding</i> Communications Highway Vehicles & Equipment Madison Hose Co. No. 1 Truck Replacement Madison Hose Co. No. 1 Hose & Equipment Major Roads Technology			
<b>Sub Total Capital</b>	<b>160,781</b>			160,781	
<b>Debt:</b>					
Debt Service		<i>Reduction in requested budget amount due to Refunding</i> <i>*Reduction Included in Debt Service - BOF</i>			
<b>Sub Total Debt</b>				(20,000)	
<b>Total Net Additional Budget Requests</b>	<b>944,979</b>			<b>718,914</b>	<b>579,133</b>

## Comprehensive Overview

	2020-2021	2021-2022	Change	Percent
	Approved	Requested		
Salaries and Overtime	\$ 10,250,170	\$ 10,628,464	\$ 378,294	3.69%
Benefits	\$ 5,354,712	\$ 5,319,466	\$ (35,246)	-0.66%
Purchased Services	\$ 2,040,431	\$ 2,095,567	\$ 55,136	2.70%
Operations / Supplies & Equipment	\$ 1,522,182	\$ 1,532,995	\$ 10,813	0.71%
Utilities & Telecommunications	\$ 1,064,702	\$ 1,077,402	\$ 12,700	1.19%
Private Schools	\$ 179,660	\$ 180,652	\$ 992	0.55%
Outside Agencies and Community Support	\$ 2,574,141	\$ 3,117,150	\$ 543,009	21.09%
Contingency	\$ 71,250	\$ 71,250	\$ -	0.00%
Planned Maintenance	\$ 167,046	\$ 167,046	\$ -	0.00%
Debt Service	\$ 1,317,434	\$ 1,402,734	\$ 85,300	6.47%
Capital Improvement Program	\$ 3,540,104	\$ 3,540,104	\$ -	
	<u>\$ 28,081,832</u>	<u>\$ 29,132,830</u>	<u>\$ 1,050,998</u>	<u>3.74%</u>

# Comprehensive Overview By Object Approved Budget 2021-2022



# Town of Madison, CT

## 2021-2022 Board of Finance Approved Budget By Object

1000 GENERAL FUND	2020 ACTUAL	2021 ORIG BUD	2021 REVISED BUD	2022 REUQUESTED	2022 BOS RECOM	2022 BOF RECOM	PCT
51010 SAL - DEPT HEAD	1,677,398.21	1,658,634.57	1,658,634.57	1,662,043.27	1,662,043.27	1,663,043.27	.27%
51015 SAL - COMMANDER	110,020.56	114,925.00	114,925.00	119,925.00	119,925.00	119,925.00	4.35%
51020 SAL - ADMIN	1,176,611.96	1,294,421.03	1,294,421.03	1,241,635.23	1,299,335.23	1,299,335.23	.38%
51030 SAL - TECH	587,905.92	667,107.77	673,107.77	690,283.79	694,709.79	694,709.79	4.14%
51040 WAGES	3,894,128.75	4,164,766.61	4,186,225.15	4,385,666.91	4,425,424.91	4,431,818.91	6.41%
51041 WAGES-COMP BUYOU	4,911.01	2,345.20	2,345.20	2,416.00	2,416.00	2,416.00	3.02%
51042 WAGES-VACATION	17,888.11	5,863.00	5,863.00	6,040.00	6,040.00	6,040.00	3.02%
51043 WAGES-SICK TIME	12,146.18	2,345.20	2,345.20	2,416.00	2,416.00	2,416.00	3.02%
51044 COMMUNITY SERVIC	.00	6,712.57	6,712.57	6,713.00	6,713.00	6,713.00	.01%
51115 SEVERANCE	50,000.00	50,000.00	.00	156,586.07	50,000.07	50,000.07	0%
51120 OFFICE STAFF	1,214,608.17	1,242,689.23	1,242,689.23	1,283,031.02	1,337,336.02	1,337,336.02	7.62%
51124 SECURITY / SUSPE	6,517.75	3,500.00	3,500.00	2,965.00	2,965.00	2,965.00	-15.29%
51319 REIMBURSABLE O.T	10,319.84	9,384.01	9,384.01	9,667.00	9,667.00	9,667.00	3.02%
51320 OVERTIME	675,467.55	501,806.58	501,806.58	520,614.96	520,614.96	520,614.96	3.75%
51330 SALARY ADJUSTMEN	2,000.00	220,928.35	220,928.35	170,319.56	170,319.56	170,319.56	-22.91%
51350 STIPEND	.00	.00	.00	5,670.00	5,670.00	5,670.00	100.0%
52120 HEALTH INSURANCE	1,793,787.81	1,968,284.00	1,968,284.00	1,883,706.00	1,883,706.00	1,883,706.00	-4.30%
52121 HEALTH INS / RET	106,024.85	134,959.00	134,959.00	181,583.75	181,583.75	181,583.75	34.55%
52123 HEALTH INS WAIVE	142,134.57	.00	.00	.00	.00	.00	0%
52130 LIFE INSURANCE	8,683.75	9,126.00	9,126.00	9,204.00	9,204.00	9,204.00	.85%
52200 SOCIAL SECURITY	732,265.21	756,406.00	756,406.00	832,135.04	832,135.04	832,135.04	10.01%

# Town of Madison, CT

## 2021-2022 Board of Finance Approved Budget By Object

1000 GENERAL FUND	2020 ACTUAL	2021 ORIG BUD	2021 REVISED BUD	2022 REQUESTED	2022 BOS RECOM	2022 BOF RECOM	PCT
52202 FSA ADMINISTRATI	2,884.45	3,158.00	3,158.00	3,230.00	3,230.00	3,230.00	2.28%
52300 PENSION-DEF BENE	749,601.00	907,083.00	907,083.00	935,916.00	935,916.00	935,916.00	3.18%
52301 PENSION-DEF CONT	156,716.14	180,938.85	180,938.85	187,549.43	187,549.43	187,549.43	3.65%
52302 HEART / HYPERTEN	132,400.28	137,947.43	137,947.43	138,532.02	138,532.02	138,532.02	.42%
52303 POLICE PENSION	645,044.00	755,497.00	755,497.00	655,220.00	655,220.00	655,220.00	-13.27%
52304 VOL. FIRE SERV A	58,113.00	69,174.00	69,174.00	71,949.00	71,949.00	71,949.00	4.01%
52400 SELF INS (DEDUCT	45,000.00	45,000.00	.00	45,000.00	45,000.00	45,000.00	0%
52402 PLANNING RESERVE	50,000.00	50,000.00	.00	50,000.00	50,000.00	50,000.00	0%
52500 UNEMPLOYMENT	23,484.60	47,500.00	47,500.00	57,400.00	57,400.00	57,400.00	20.84%
52600 WORKER'S COMP	362,623.32	323,292.00	323,292.00	332,934.00	303,455.00	303,455.00	-6.14%
52700 DISABILITY INSUR	12,324.33	16,347.12	16,347.12	14,586.12	14,586.12	14,586.12	-10.77%
53000 UNBUDGETED EXPEN	4,085.49	5,000.00	5,000.00	5,000.00	5,000.00	5,000.00	0%
53101 LABOR & LEGAL SV	146,864.79	200,000.00	200,000.00	200,000.00	200,000.00	200,000.00	0%
53223 PROPERTY REVAL	84,000.00	84,000.00	.00	84,000.00	84,000.00	84,000.00	0%
53224 STAFF DEVELOPMEN	38,561.53	49,704.00	49,704.00	50,253.00	50,253.00	50,253.00	1.10%
53300 PROF / TECH SVCE	736,608.88	824,787.44	824,787.44	847,936.70	847,936.70	848,336.70	2.86%
53302 DATA PROCESSING	32,486.26	39,000.00	39,000.00	46,510.00	46,510.00	46,510.00	19.26%
53303 AERIAL MAPS	4,000.00	4,200.00	4,200.00	4,200.00	4,200.00	4,200.00	0%
53310 SPECIAL PROJECTS	7,744.06	.00	.00	.00	.00	.00	0%
54210 DISPOSAL / RECYC	118,695.97	122,300.00	122,300.00	142,300.00	142,300.00	142,300.00	16.35%
54220 SNOW REMOVAL	96,670.94	135,000.00	135,000.00	135,000.00	135,000.00	135,000.00	0%
54300 REPAIRS & MAINT	286,882.68	251,800.00	251,800.00	252,493.00	252,493.00	252,493.00	.28%

# Town of Madison, CT

## 2021-2022 Board of Finance Approved Budget By Object

1000 GENERAL FUND	2020 ACTUAL	2021 ORIG BUD	2021 REVISED BUD	2022 REQUESTED	2022 BOS RECOM	2022 BOF RECOM	PCT
54308 PLANNED AND CYCL	167,046.00	167,046.00	.00	167,046.00	167,046.00	167,046.00	0%
54400 MAINT BY PUBLIC	-45,400.00	-45,000.00	-45,000.00	-45,000.00	-45,000.00	-45,000.00	0%
54410 LAND RENTAL	17,142.68	17,541.36	17,541.36	17,541.36	17,541.36	17,541.36	0%
54500 CONSTRUCTION SVC	84,449.81	134,890.00	169,890.00	134,890.00	134,890.00	134,890.00	0%
54600 TREE SERVICES	.00	.00	15,250.00	.00	.00	.00	0%
54900 PURCHASE SVCES	195,909.00	199,398.00	199,398.00	203,398.00	203,398.00	203,398.00	0.01%
54901 MOSQUITO CONTROL	14,065.00	15,974.00	15,974.00	15,974.00	15,974.00	15,974.00	0%
55111 REGULAR TRANSPOR	201,807.90	140,000.00	140,000.00	140,000.00	140,000.00	140,000.00	0%
55115 ESTUARY TRANSIT	3,390.00	3,500.00	3,500.00	3,500.00	3,500.00	3,500.00	0%
55201 GENERAL INSURANC	343,236.80	350,416.00	350,416.00	344,338.00	344,338.00	344,338.00	-1.73%
55300 INTERNET	14,285.54	16,000.00	19,300.00	19,000.00	19,000.00	19,000.00	18.75%
55301 TELECOMMUNICATIO	97,879.82	113,509.00	128,009.00	123,209.00	123,209.00	123,209.00	8.55%
55302 POSTAGE	28,669.40	24,250.00	24,250.00	24,300.00	24,300.00	24,300.00	.21%
55304 COMMUNICATIONS	592.55	800.00	800.00	300.00	300.00	300.00	-62.50%
55400 LEGAL NOTICES &	7,791.74	15,348.00	15,348.00	13,170.00	13,170.00	13,170.00	-14.19%
55500 PRINTING & BINDI	23,794.45	24,370.00	24,370.00	24,370.00	24,370.00	24,370.00	0%
55801 TRAVEL (STAFF)	15,117.06	26,360.00	26,360.00	26,160.00	26,160.00	26,160.00	-.76%
55900 MISC PURCH SERVI	122,959.65	128,580.00	128,580.00	128,580.00	128,580.00	128,580.00	0%
56101 OFFICE SUPPLIES	23,358.57	37,536.88	34,384.88	35,144.00	35,144.00	35,144.00	-6.37%
56121 ADMINISTRATIVE S	6,894.20	8,450.00	8,450.00	8,450.00	8,450.00	8,450.00	0%
56130 CUSTODIAL SUPPLI	14,535.15	29,000.00	25,700.00	29,000.00	29,000.00	29,000.00	0%
56140 FIELDS MAINTENAN	76,356.41	92,389.00	92,389.00	92,389.00	92,389.00	92,389.00	0%

# Town of Madison, CT

## 2021-2022 Board of Finance Approved Budget By Object

1000 GENERAL FUND	2020	2021	2021	2022	2022	2022	PCT
	ACTUAL	ORIG BUD	REVISED BUD	REQUESTED	BOS RECOM	BOF RECOM	
56150 MAT - INFRASTRUC	190,263.62	350,040.20	350,040.20	350,040.20	350,040.20	350,040.20	0%
56206 GAS SERVICES	65,031.36	100,289.00	100,289.00	100,289.00	100,289.00	100,289.00	0%
56208 GAS & OIL	50,040.26	88,830.00	88,830.00	88,830.00	88,830.00	88,830.00	0%
56210 WATER	460,148.61	517,433.00	517,433.00	517,433.00	517,433.00	517,433.00	0%
56215 CABLE	1,398.57	1,700.00	1,700.00	1,700.00	1,700.00	1,700.00	0%
56220 ELECTRICITY	264,318.00	315,771.00	315,771.00	315,771.00	315,771.00	315,771.00	0%
56260 EQUIPMENT MAINTENANCE	173,410.37	177,395.00	177,395.00	177,395.00	177,395.00	177,395.00	0%
56262 VEHICLE MAINT /	58,913.90	80,800.00	80,800.00	80,800.00	80,800.00	80,800.00	0%
56270 VEHICLE MAINTENANCE	2,399.02	3,000.00	3,000.00	3,000.00	3,000.00	3,000.00	0%
56290 RADIO MAINT	1,853.41	1,940.00	1,940.00	1,940.00	1,940.00	1,940.00	0%
56300 COMPUTER MAINT	87,730.96	83,488.00	83,488.00	83,488.00	83,488.00	83,488.00	0%
56550 STAFF UNIFORMS	58,841.90	61,525.00	61,525.00	62,025.00	62,025.00	62,025.00	.81%
56900 SUPPLIES	186,082.93	59,381.55	65,049.55	65,534.55	65,534.55	65,534.55	10.36%
56909 INVESTIGATION SERVICES	853.10	5,000.00	5,000.00	5,000.00	5,000.00	5,000.00	0%
56910 ARMORY SUPPLIES	10,430.79	12,000.00	12,000.00	12,000.00	12,000.00	12,000.00	0%
57103 HEAVY EQUIPMENT	184,999.00	170,000.00	.00	170,000.00	235,000.00	170,000.00	0%
57105 MAJOR ROADS	667,344.00	580,000.00	.00	580,000.00	640,000.00	580,000.00	0%
57108 CAPITAL ASSETS	1,443,906.00	1,372,704.00	.00	1,372,704.00	1,413,885.00	1,372,704.00	0%
57300 RESTORE & REFURBISH	10,000.00	10,000.00	.00	10,000.00	10,000.00	10,000.00	0%
57301 EQUIPMENT	40,424.70	44,019.00	47,171.00	47,171.00	47,171.00	47,171.00	7.16%
57303 EQUIP - LEASE/PU	9,253.68	9,300.00	9,300.00	9,300.00	9,300.00	9,300.00	0%
57309 VEHICLE - SAFETY	505,000.00	520,000.00	.00	520,000.00	480,000.00	520,000.00	0%

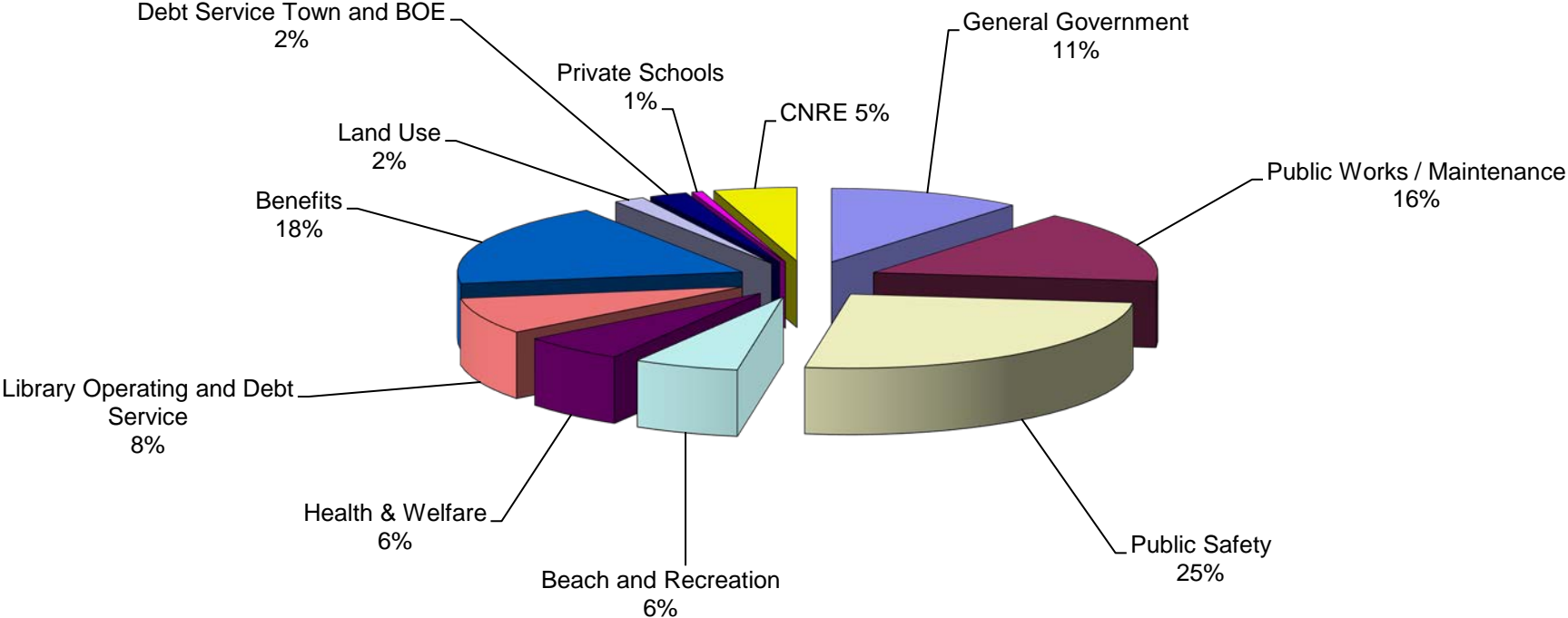
# Town of Madison, CT

## 2021-2022 Board of Finance Approved Budget By Object

1000 GENERAL FUND	2020 ACTUAL	2021 ORIG BUD	2021 REVISED BUD	2022 REQUESTED	2022 BOS RECOM	2022 BOF RECOM	PCT
57310 VEHICLES	96,000.00	120,000.00	.00	120,000.00	120,000.00	120,000.00	0%
57312 COMPUTERS & SOFT	255,000.00	140,000.00	.00	140,000.00	150,000.00	140,000.00	0%
57330 FURNISHINGS & FI	4,184.51	6,500.00	6,500.00	6,500.00	6,500.00	6,500.00	0%
57350 EQUIP - PUBLIC S	526,235.83	562,400.00	.00	562,400.00	587,000.00	562,400.00	0%
57351 WATER TANKS - PU	40,000.00	75,000.00	.00	75,000.00	75,000.00	75,000.00	0%
57400 PUBLIC SAFETY	28,520.06	35,150.00	35,150.00	35,150.00	35,150.00	35,150.00	0%
58100 DUES, FEES & MEM	42,177.83	49,050.00	49,050.00	48,917.00	48,917.00	48,917.00	-.27%
58300 NUTRITION PROGRA	10,224.54	11,500.00	11,500.00	11,500.00	11,500.00	11,500.00	0%
58400 LOCAL RELIEF	16,688.51	20,000.00	20,525.00	18,000.00	18,000.00	18,000.00	-10.00%
59100 CONTINGENCIES	150,000.00	221,250.00	7,848.46	71,250.00	71,250.00	71,250.00	-67.80%
59200 DEBT / INTEREST	472,158.76	497,433.76	497,433.76	452,733.76	432,733.76	432,733.76	-13.01%
59201 DEBT / PRINCIPAL	670,000.00	820,000.00	820,000.00	970,000.00	970,000.00	970,000.00	18.29%
59500 OPERATING FUNDS	1,999,778.43	2,392,641.00	2,542,641.00	2,542,641.00	3,100,650.00	3,100,650.00	29.59%
GRAND TOTAL	26,215,106.30	28,081,831.71	24,170,681.71	28,566,902.74	29,285,816.74	29,132,829.74	3.74%



**BOARD OF FINANCE  
2021-2022  
APPROVED BUDGET**



# Town of Madison, CT

## 2021-2022 Board of Finance Approved Budget by Department - Detail

ACCOUNTS FOR:		2020	2021	2021	2021	2021	2022	PCT
1000 GENERAL FUND		ACTUAL	ORIG BUD	REVISED BUD	ACTUAL	PROJECTION	BOARD OF FINANCE	CHANGE
<b>1000 CNRE</b>								
CN00000V 57108	CNRE	1,443,906.00	1,372,704.00	.00	.00	.00	1,372,704.00	.0%
TOTAL 1000 CNRE		1,443,906.00	1,372,704.00	.00	.00	.00	1,372,704.00	.0%
<b>1100 BOARD OF SELECTMEN</b>								
SO50000A 51010	SALARIES D	100,000.77	100,000.00	100,000.00	100,000.55	.00	101,000.00	1.0%
SO50000A 51120	SALARIES O	82,971.91	86,181.97	86,181.97	88,164.31	.00	88,164.16	2.3%
SO50000A 53300	PROFESSION	.00	.00	.00	-2,500.00	.00	.00	.0%
SO50000A 55301	TELEPHONE	240.00	500.00	500.00	480.00	.00	500.00	.0%
SO50000A 55304	COMMUNICAT	592.55	800.00	800.00	24.00	.00	300.00	-62.5%
SO50000A 55400	LEGAL NOTI	921.22	2,296.00	2,296.00	335.00	.00	2,296.00	.0%
SO50000A 55500	PRINTING A	6,216.00	10,000.00	10,000.00	1,498.43	.00	10,000.00	.0%
SO50000A 55801	STAFF TRAV	1,000.00	1,200.00	1,200.00	.00	.00	1,200.00	.0%
SO50000A 56101	OFFICE SUP	2,555.32	3,000.00	3,000.00	819.21	.00	3,000.00	.0%
SO50000A 56900	SUPPLIES	1,351.44	2,000.00	2,000.00	745.67	.00	2,000.00	.0%
TOTAL 1100 BOARD OF SELECTME		195,849.21	205,977.97	205,977.97	189,567.17	.00	208,460.16	1.2%
<b>1101 TECHNOLOGY</b>								
TE00200V 57312	TECHNOLOGY	255,000.00	140,000.00	.00	.00	.00	140,000.00	.0%
TE55000A 51010	SALARY DEP	68,521.57	68,521.70	68,521.70	69,960.78	.00	70,097.70	2.3%
TE55000A 51030	SALARY TEC	74,505.49	77,880.50	77,880.50	77,880.50	.00	79,225.50	1.7%
TE55000A 53224	STAFF DEVE	1,500.00	1,500.00	1,500.00	1,500.00	.00	1,500.00	.0%
TE55000A 53300	PROFESSION	26,980.63	27,000.00	27,000.00	26,649.53	.00	33,000.00	22.2%
TE55000A 54300	REPAIRS AN	15,849.25	15,000.00	15,000.00	11,035.50	.00	15,000.00	.0%
TE55000A 55301	TELECOMMUN	868.64	1,000.00	1,000.00	240.00	.00	1,000.00	.0%
TE55000A 56900	SUPPLIES	3,940.85	4,000.00	4,000.00	2,767.44	.00	4,000.00	.0%
TE68500A 56900	TE COVID19	12,975.32	.00	.00	.00	.00	.00	.0%
TOTAL 1101 TECHNOLOGY		460,141.75	334,902.20	194,902.20	190,033.75	.00	343,823.20	2.7%
<b>1102 HUMAN RESOURCES</b>								
HR53100A 51010	SALARY DEP	115,298.43	108,092.28	108,092.28	117,950.43	.00	117,950.29	9.1%
HR53100A 51120	SALARY OFF	66,771.38	66,771.00	66,771.00	72,927.58	.00	78,235.44	17.2%
HR53100A 53224	STAFF DEVE	8,692.67	10,000.00	10,000.00	1,944.00	.00	10,199.00	2.0%
HR53100A 53300	PROFESSION	.00	11,500.00	11,500.00	6,596.67	.00	7,500.00	-34.8%
HR53100A 55400	LEGAL NOTI	591.20	2,000.00	2,000.00	.00	.00	2,000.00	.0%
HR53100A 56101	OFFICE SUP	2,545.13	3,000.00	3,000.00	1,437.92	.00	3,000.00	.0%
HR53100A 56900	SUPPLIES	.00	500.00	500.00	35.09	.00	500.00	.0%
HR53100A 58100	DUES, FEES	1,215.00	1,350.00	1,350.00	1,081.00	.00	1,189.00	-11.9%
TOTAL 1102 HUMAN RESOURCES		195,113.81	203,213.28	203,213.28	201,972.69	.00	220,573.73	8.5%
<b>1105 FISCAL SERVICES DEPT</b>								
FN53000A 53300	PROFESSION	340,841.21	395,726.00	395,726.00	395,726.00	.00	403,238.00	1.9%

# Town of Madison, CT

## 2021-2022 Board of Finance Approved Budget by Department - Detail

ACCOUNTS FOR:								
1000 GENERAL FUND		2020 ACTUAL	2021 ORIG BUD	2021 REVISED BUD	2021 ACTUAL	2021 PROJECTION	2022 BOARD OF FINANCE	PCT FINANCECHANGE
TOTAL 1105 FISCAL SERVICES D		340,841.21	395,726.00	395,726.00	395,726.00	.00	403,238.00	1.9%
<b>1110 TOWN COUNSEL</b>								
LG00000A	53101 LEGAL SERV	146,864.79	200,000.00	200,000.00	119,893.65	.00	200,000.00	.0%
TOTAL 1110 TOWN COUNSEL		146,864.79	200,000.00	200,000.00	119,893.65	.00	200,000.00	.0%
<b>1115 TOWN CLERK</b>								
TC66100W	57300 RESTOR NG	10,000.00	10,000.00	.00	.00	.00	10,000.00	.0%
TC79000A	51010 SALARY DEP	95,887.46	95,887.46	95,887.46	98,092.93	.00	98,092.87	2.3%
TC79000A	51120 SALARIES O	112,067.00	114,271.10	114,271.10	125,762.30	.00	128,021.82	12.0%
TC79000A	53300 PROFESSION	190.37	.00	.00	.00	.00	.00	.0%
TC79000A	54900 PURCHASED	37,514.95	33,000.00	33,000.00	21,224.50	.00	33,000.00	.0%
TC79000A	55400 LEGAL NOTI	3,966.37	7,032.00	7,032.00	7,032.00	.00	4,854.00	-31.0%
TC79000A	56900 RECORDING	6,470.18	6,500.00	6,500.00	3,703.78	.00	6,500.00	.0%
TC79000A	58100 DUES FEES	2,794.42	4,000.00	4,000.00	1,766.85	.00	4,000.00	.0%
TOTAL 1115 TOWN CLERK		268,890.75	270,690.56	260,690.56	257,582.36	.00	284,468.69	5.1%
<b>1120 REGISTRARS</b>								
RE83300A	51040 WAGES CANV	1,000.00	2,500.00	2,500.00	500.00	.00	2,500.00	.0%
RE83300A	56900 SUPPLIES B	2,500.00	14,323.00	14,323.00	5,094.59	.00	11,941.00	-16.6%
RE84300A	51010 SALARY DEP	22,999.60	23,000.00	23,000.00	23,815.60	.00	23,000.00	.0%
RE84300A	51040 WAGES	8,455.46	29,680.00	29,680.00	28,269.42	.00	28,340.00	-4.5%
RE84300A	51124 ELECTION S	6,517.75	3,500.00	3,500.00	3,480.52	.00	2,965.00	-15.3%
RE84300A	54300 VOTING MAC	3,000.00	4,210.00	4,210.00	3,055.00	.00	2,844.00	-32.4%
RE84300A	56900 SUPPLIES	2,877.54	2,250.00	2,250.00	2,225.69	.00	10,785.00	379.3%
TOTAL 1120 REGISTRARS		47,350.35	79,463.00	79,463.00	66,440.82	.00	82,375.00	3.7%
<b>1125 ASSESSOR'S OFFICE</b>								
AS73000A	51010 SALARY DEP	100,740.20	100,740.20	100,740.20	103,057.37	.00	103,057.22	2.3%
AS73000A	51120 SALARIES O	165,570.57	173,853.00	173,853.00	175,438.72	.00	172,190.05	-1.0%
AS73000A	51320 OVERTIME	.00	.00	.00	1,050.49	.00	6,820.00	.0%
AS73000A	53224 STAFF DEVE	2,106.00	5,155.00	5,155.00	695.00	.00	5,155.00	.0%
AS73000A	53300 PROFESSION	11,305.00	13,450.00	13,450.00	9,675.00	.00	13,450.00	.0%
AS73000A	53302 DATA PROCE	20,878.00	23,700.00	23,700.00	20,689.16	.00	30,910.00	30.4%
AS73000A	53303 MAPPING	4,000.00	4,200.00	4,200.00	4,200.00	.00	4,200.00	.0%
AS73000A	55801 STAFF TRAV	1,035.76	3,200.00	3,200.00	.00	.00	3,200.00	.0%
AS73000A	56101 OFFICE SUP	3,487.21	4,800.00	4,800.00	2,906.80	.00	4,800.00	.0%
AS73000A	58100 DUES, FEES	670.00	2,700.00	2,700.00	2,050.00	.00	2,700.00	.0%
AS73000W	53223 REVALUATIO	84,000.00	84,000.00	.00	.00	.00	84,000.00	.0%
TOTAL 1125 ASSESSOR'S OFFICE		393,792.74	415,798.20	331,798.20	319,762.54	.00	430,482.27	3.5%
<b>1130 BOARD OF ASSESSMENT APPEALS</b>								
AA73100A	51040 WAGES	384.00	1,000.00	1,000.00	.00	.00	1,000.00	.0%

# Town of Madison, CT

## 2021-2022 Board of Finance Approved Budget by Department - Detail

ACCOUNTS FOR:			2020	2021	2021	2021	2021	2022	PCT
1000 GENERAL FUND			ACTUAL	ORIG BUD	REVISED BUD	ACTUAL	PROJECTION	BOARD OF FINANCE	CHANGE
AA73100A 55400	LEGAL NOTI		29.00	70.00	70.00	34.00	.00	70.00	.0%
AA73100A 56101	OFFICE SUP		.00	50.00	50.00	.00	.00	50.00	.0%
TOTAL 1130 BOARD OF ASSESME			413.00	1,120.00	1,120.00	34.00	.00	1,120.00	.0%
1135 TAX COLLECTOR									
TX78000A 51010	SALARY DEP		92,620.97	95,887.46	95,887.46	98,092.93	.00	98,092.87	2.3%
TX78000A 51120	SALARIES O		66,912.22	68,742.80	68,742.80	69,202.52	.00	65,006.75	-5.4%
TX78000A 51320	OVERTIME		.00	.00	.00	280.64	.00	5,200.00	.0%
TX78000A 53224	STAFF DEVE		.00	579.00	579.00	365.00	.00	929.00	60.4%
TX78000A 53302	DATA PROCE		11,608.26	15,300.00	15,300.00	10,679.90	.00	15,600.00	2.0%
TX78000A 55302	POSTAGE		6,426.00	.00	.00	.00	.00	.00	.0%
TX78000A 55400	LEGAL NOTI		321.00	.00	.00	.00	.00	.00	.0%
TX78000A 55500	PRITING SE		6,485.25	.00	.00	.00	.00	.00	.0%
TX78000A 55801	STAFF TRAV		629.96	.00	.00	.00	.00	.00	.0%
TX78000A 56101	OFFICE SUP		3,043.65	11,821.00	11,821.00	3,249.53	.00	12,444.00	5.3%
TX78000A 58100	DUES, FEES		589.00	575.00	575.00	575.00	.00	603.00	4.9%
TOTAL 1135 TAX COLLECTOR			188,636.31	192,905.26	192,905.26	182,445.52	.00	197,875.62	2.6%
1145 COURTS									
PR83200A 53300	PROFESSION		3,352.25	3,152.00	3,152.00	-441.96	.00	3,152.00	.0%
PR83200A 56101	MICROFILMI		3,020.88	3,152.00	.00	.00	.00	.00	.0%
PR83200A 57301	OFFICE SUP		.00	.00	3,152.00	1,642.62	.00	3,152.00	.0%
TOTAL 1145 COURTS			6,373.13	6,304.00	6,304.00	1,200.66	.00	6,304.00	.0%
2100 PUBLIC WORKS									
PW00500V 57103	EQUIPMENT		184,999.00	170,000.00	.00	.00	.00	170,000.00	.0%
PW00600V 57105	MAJOR ROAD		667,344.00	580,000.00	.00	.00	.00	580,000.00	.0%
PW52000A 54300	STREET LIG		8,556.70	10,000.00	10,000.00	9,991.97	.00	10,000.00	.0%
PW60000A 51010	SALARY DEP		120,151.17	120,151.17	120,151.17	122,914.87	.00	122,914.65	2.3%
PW60000A 51020	SALARIES A		187,069.66	187,069.43	187,069.43	186,257.24	.00	226,257.03	20.9%
PW60000A 51040	WAGES		715,004.51	749,250.40	749,250.40	721,972.56	.00	769,145.06	2.7%
PW60000A 51120	SALARIES O		52,405.03	52,284.83	52,284.83	54,380.46	.00	53,478.90	2.3%
PW60000A 51320	HIGHWAY OV		26,777.58	21,944.00	21,944.00	14,367.36	.00	21,944.00	.0%
PW60000A 53300	PROFESSION		24,616.80	27,815.00	27,815.00	17,385.25	.00	37,815.00	36.0%
PW60000A 54500	CONSTRUCTI		67,119.31	92,640.00	92,640.00	39,216.77	.00	92,640.00	.0%
PW60000A 55301	TELEPHONE		4,621.23	6,000.00	6,000.00	7,959.94	.00	6,000.00	.0%
PW60000A 55801	STAFF TRAV		400.86	4,365.00	4,365.00	202.24	.00	4,365.00	.0%
PW60000A 56121	SUPPLIES		6,894.20	8,450.00	8,450.00	5,091.06	.00	8,450.00	.0%
PW60000A 56208	GAS AND OI		50,040.26	88,830.00	88,830.00	40,166.72	.00	88,830.00	.0%
PW60000A 56290	RADIO MAIN		1,853.41	1,940.00	1,940.00	375.23	.00	1,940.00	.0%
PW60100A 56260	EQUIPMENT		118,816.67	124,000.00	124,000.00	83,933.06	.00	124,000.00	.0%

# Town of Madison, CT

## 2021-2022 Board of Finance Approved Budget by Department - Detail

ACCOUNTS FOR:			2020	2021	2021	2021	2021	2022	PCT
1000 GENERAL FUND			ACTUAL	ORIG BUD	REVISED BUD	ACTUAL	PROJECTION	BOARD OF FINANCE	CHANGE
PW60100A	56270	ADMIN VEHI	2,399.02	3,000.00	3,000.00	1,342.50	.00	3,000.00	.0%
PW60100A	56550	HIGHWAY WO	12,715.96	15,600.00	15,600.00	13,508.68	.00	15,600.00	.0%
PW60171A	54210	DISPOSAL R	989.03	2,300.00	2,300.00	1,864.46	.00	2,300.00	.0%
PW62000A	54220	SNOW REMOV	96,670.94	135,000.00	135,000.00	157,381.70	.00	135,000.00	.0%
PW62100A	56150	MATERIALS	134,773.19	196,098.20	196,098.20	54,869.89	.00	196,098.20	.0%
PW62200A	56150	PAVEMENT O	55,490.43	153,942.00	153,942.00	150,000.00	.00	153,942.00	.0%
PW62500A	54500	STREET AND	17,330.50	18,000.00	18,000.00	10,604.00	.00	18,000.00	.0%
PW62600A	53300	PROF & TEC	14,457.50	28,188.00	28,188.00	7,687.50	.00	28,188.00	.0%
PW63500A	58100	DUES, FEES	5,217.71	5,725.00	5,725.00	4,440.35	.00	5,725.00	.0%
PW95000T	57301	EQUIPMENT	17,900.00	17,900.00	17,900.00	10,875.59	.00	17,900.00	.0%
TOTAL 2100 PUBLIC WORKS			2,594,614.67	2,820,493.03	2,070,493.03	1,716,789.40	.00	2,893,532.84	2.6%
<b>2102 MAINTENANCE</b>									
TF03400A	57301	EQUIPMENT	1,455.49	1,649.00	1,649.00	783.99	.00	1,649.00	.0%
TF52000A	54400	MAINT AND	-25,400.00	-25,000.00	-25,000.00	-25,000.00	.00	-25,000.00	.0%
TF55122K	54300	ISLAND AVE	4,621.12	.00	.00	.00	.00	.00	.0%
TF55200A	51040	WAGES	210,119.60	217,680.64	217,680.64	217,680.64	.00	222,053.29	2.0%
TF55200A	51120	OFFICE STA	64,176.80	69,295.44	69,295.44	71,943.36	.00	73,247.04	5.7%
TF55200A	51320	OVERTIME /	.00	11,265.00	11,265.00	.00	.00	11,265.00	.0%
TF55219A	54300	BUILDING M	.00	1,291.00	1,291.00	1,981.97	.00	1,291.00	.0%
TF55260A	54300	BLDG MAINT	66,252.19	50,615.00	50,615.00	43,335.58	.00	50,615.00	.0%
TF55261A	54300	BLDG MAINT	13,404.52	8,104.00	8,104.00	14,447.01	.00	8,104.00	.0%
TF55262A	54300	BLDG MAINT	7,485.10	4,656.00	4,656.00	5,703.40	.00	4,656.00	.0%
TF55264A	54300	BLDG MAINT	40,225.95	21,128.00	21,128.00	7,635.72	.00	21,128.00	.0%
TF55270A	54300	BUILDING M	24,415.21	38,800.00	38,800.00	18,674.03	.00	38,800.00	.0%
TF55271A	54300	BUILDING M	14,925.30	9,215.00	9,215.00	14,702.15	.00	9,215.00	.0%
TF55272A	54300	BUILDING M	10,965.81	9,700.00	9,700.00	10,470.90	.00	11,759.00	21.2%
TF55273A	54300	BUILDING M	27,696.67	19,471.00	19,471.00	21,462.47	.00	19,471.00	.0%
TF55274A	54300	BUILDING M	80.00	.00	.00	.00	.00	.00	.0%
TF55279A	54300	BUILDING M	160.00	.00	.00	.00	.00	.00	.0%
TF552LPA	54300	BLDG MAINT	.00	1,580.00	1,580.00	.00	.00	1,580.00	.0%
TF55600A	51320	CUSTODIAL	-480.90	.00	.00	1,480.75	.00	.00	.0%
TF55800A	56220	STREET LIG	65,859.17	63,600.00	63,600.00	48,235.79	.00	63,600.00	.0%
TF60000A	51020	SAL - ADMI	30,037.79	30,037.79	30,037.79	30,548.66	.00	30,728.66	2.3%
TF60000A	55301	COMMUNICAT	.00	727.00	727.00	.00	.00	727.00	.0%
TF60019A	56220	ELECTRICIT	3,432.36	6,155.00	6,155.00	5,582.72	.00	6,155.00	.0%
TF60059A	56206	GAS-TN CAM	2,317.43	3,678.00	3,678.00	1,526.76	.00	3,678.00	.0%
TF60060A	56206	GAS-TN CAM	5,205.63	8,887.00	8,887.00	3,695.49	.00	8,887.00	.0%
TF60060A	56210	WATER-TN C	4,775.98	4,102.00	4,102.00	3,243.79	.00	4,102.00	.0%
TF60060A	56220	ELECTRICIT	71,102.12	90,953.00	90,953.00	46,395.38	.00	90,953.00	.0%
TF60061A	56210	WATER-TN C	955.63	1,045.00	1,045.00	660.94	.00	1,045.00	.0%
TF60062A	56210	WATER-TN C	708.25	771.00	771.00	768.68	.00	771.00	.0%
TF60064A	56206	GAS-MEM TO	6,149.81	8,924.00	8,924.00	4,673.48	.00	8,924.00	.0%

# Town of Madison, CT

## 2021-2022 Board of Finance Approved Budget by Department - Detail

ACCOUNTS FOR:			2020	2021	2021	2021	2021	2022	PCT
1000	GENERAL FUND		ACTUAL	ORIG BUD	REVISED BUD	ACTUAL	PROJECTION	BOARD OF FINANCE	CHANGE
TF60064A	56210	WATER-MEM	2,200.11	4,363.00	4,363.00	1,209.00	.00	4,363.00	.0%
TF60064A	56220	ELECTRICIT	14,151.71	17,939.00	17,939.00	10,039.47	.00	17,939.00	.0%
TF600LPA	56220	ELECTRICIT	139.83	600.00	600.00	114.68	.00	600.00	.0%
TF60100U	54308	PLANNED &	111,046.00	111,046.00	.00	.00	.00	111,046.00	.0%
TF60171A	56206	GAS-TN GAR	6,681.72	9,215.00	9,215.00	6,720.23	.00	9,215.00	.0%
TF60171A	56210	WATER-TN G	568.97	435.00	435.00	453.51	.00	435.00	.0%
TF60171A	56220	ELECTRICIT	7,642.33	8,323.00	8,323.00	4,817.59	.00	8,323.00	.0%
TF60300A	56900	SUPPLIES	4,224.21	5,820.00	5,820.00	2,907.80	.00	5,820.00	.0%
TF63061A	56206	GAS-GYM	6,339.80	12,125.00	12,125.00	6,772.31	.00	12,125.00	.0%
TF63062A	56206	GAS-ARTS B	2,503.99	3,380.00	3,380.00	2,313.03	.00	3,380.00	.0%
TF63067A	56210	WATER - EA	825.01	589.00	589.00	788.10	.00	589.00	.0%
TF63067A	56220	ELECTRIC -	202.24	362.00	362.00	159.17	.00	362.00	.0%
TF63068A	56210	WATER - WE	182.92	447.00	447.00	35.25	.00	447.00	.0%
TF63069A	56210	WATER - ST	538.06	2,210.00	2,210.00	376.66	.00	2,210.00	.0%
TF63069A	56220	ELECTRIC -	6,678.81	11,729.00	11,729.00	6,002.82	.00	11,729.00	.0%
TF63074A	56206	GAS-BAUER	812.63	979.00	979.00	657.77	.00	979.00	.0%
TF63074A	56210	WATER-BAUE	247.45	558.00	558.00	306.00	.00	558.00	.0%
TF63074A	56220	ELECTRIC-B	434.72	763.00	763.00	298.78	.00	763.00	.0%
TF63075A	56210	WATER - AT	182.92	2,381.00	2,381.00	128.97	.00	2,381.00	.0%
TF63075A	56220	ELECTRIC -	2,339.32	2,520.00	2,520.00	1,918.70	.00	2,520.00	.0%
TF63079A	56206	GAS-SURF C	9,136.15	16,027.00	16,027.00	5,876.12	.00	16,027.00	.0%
TF63079A	56210	WATER - SU	4,141.02	6,100.00	6,100.00	2,636.80	.00	6,100.00	.0%
TF63079A	56220	ELECTRIC -	11,494.75	13,289.00	13,289.00	9,175.59	.00	13,289.00	.0%
TF63081A	56210	WATER - DO	.00	9,500.00	9,500.00	.00	.00	9,500.00	.0%
TF63081A	56220	ELECTRIC -	635.13	833.00	833.00	389.85	.00	833.00	.0%
TF63087A	56220	ELECTRIC-S	2,766.53	5,335.00	5,335.00	1,723.94	.00	5,335.00	.0%
TF63089A	56206	GAS-MAINTE	3,201.60	4,585.00	4,585.00	4,929.10	.00	4,585.00	.0%
TF63570A	56206	GAS-POLICE	13,157.93	17,702.00	17,702.00	9,784.51	.00	17,702.00	.0%
TF63570A	56210	WATER - PO	4,162.07	5,251.00	5,251.00	2,399.08	.00	5,251.00	.0%
TF63570A	56220	ELECTRIC-P	48,390.50	60,601.00	60,601.00	37,198.87	.00	60,601.00	.0%
TF63600A	56210	HYDRANTS &	437,351.89	474,159.00	474,159.00	311,230.42	.00	474,159.00	.0%
TF64100A	53300	PROF/TECH	2,520.50	1,940.00	1,940.00	960.00	.00	1,940.00	.0%
TF65680A	56220	ELECTRIC-D	.00	1,200.00	1,200.00	.00	.00	1,200.00	.0%
TF65870A	56220	ELECTRIC -	2,959.24	5,400.00	5,400.00	6,577.26	.00	5,400.00	.0%
TF658DCA	56220	ELECTRIC -	3,000.33	3,600.00	3,600.00	1,692.22	.00	3,600.00	.0%
TF70073A	56206	GAS-SENIOR	7,002.97	12,125.00	12,125.00	6,160.52	.00	12,125.00	.0%
TF70073A	56210	WATER-SENI	2,951.76	4,883.00	4,883.00	1,389.12	.00	4,883.00	.0%
TF70073A	56220	ELECTRIC-S	19,050.99	18,535.00	18,535.00	9,966.68	.00	18,535.00	.0%
TF82065A	56206	GAS-HUMAN	2,521.70	2,662.00	2,662.00	1,416.67	.00	2,662.00	.0%
TF82065A	56210	WATER-HUMA	356.57	639.00	639.00	222.32	.00	639.00	.0%
TOTAL 2102 MAINTENANCE			1,393,391.41	1,518,479.87	1,407,433.87	1,010,382.57	.00	1,529,553.99	.7%
2103 LANDFILL									
PW62378A	54210	SOLID WAST	79,959.79	80,000.00	80,000.00	78,381.19	.00	80,000.00	.0%

# Town of Madison, CT

## 2021-2022 Board of Finance Approved Budget by Department - Detail

ACCOUNTS FOR:			2020	2021	2021	2021	2021	2022	PCT
1000 GENERAL FUND			ACTUAL	ORIG BUD	REVISED BUD	ACTUAL	PROJECTION	BOARD OF FINANCE	CHANGE
PW62378A	54500	PURCHASED	.00	24,250.00	59,250.00	19,500.00	.00	24,250.00	.0%
PW62378A	54900	PURCHASED	989.75	1,048.00	1,048.00	1,048.00	.00	5,048.00	381.7%
PW62378A	56220	UTILITIES	4,037.92	4,034.00	4,034.00	2,935.31	.00	4,034.00	.0%
PW62378A	56260	EQUIPMENT	1,271.01	3,395.00	3,395.00	726.75	.00	3,395.00	.0%
PW62878A	54900	RECYCLING	13,000.00	15,000.00	15,000.00	15,000.00	.00	15,000.00	.0%
TOTAL 2103 LANDFILL			99,258.47	127,727.00	162,727.00	117,591.25	.00	131,727.00	3.1%
2104 TOWN CAMPUS OPERATIONS									
TE83060A	55301	TELEPHONE	64,134.98	67,902.00	67,902.00	60,081.87	.00	67,902.00	.0%
TOTAL 2104 TOWN CAMPUS OPERA			64,134.98	67,902.00	67,902.00	60,081.87	.00	67,902.00	.0%
3100 POLICE SERVICES									
PD02700V	57310	VEHICLES	96,000.00	120,000.00	.00	.00	.00	120,000.00	.0%
PD63500A	51010	SAL - DEPT	157,241.81	159,800.00	159,800.00	161,661.24	.00	164,800.00	3.1%
PD63500A	51015	SAL - CAPT	110,020.56	114,925.00	114,925.00	112,000.07	.00	119,925.00	4.4%
PD63500A	51020	SAL - ADMI	30,973.56	68,327.53	68,327.53	22,309.37	.00	78,195.60	14.4%
PD63500A	51040	WAGES	1,995,703.18	2,045,252.40	2,045,252.40	2,094,440.96	.00	2,205,544.85	7.8%
PD63500A	51041	WAGES-COMP	4,911.01	2,345.20	2,345.20	.00	.00	2,416.00	3.0%
PD63500A	51042	WAGES-VACA	17,888.11	5,863.00	5,863.00	.00	.00	6,040.00	3.0%
PD63500A	51043	WAGES-SICK	12,146.18	2,345.20	2,345.20	.00	.00	2,416.00	3.0%
PD63500A	51044	COMMUNITY	.00	6,712.57	6,712.57	.00	.00	6,713.00	.0%
PD63500A	51120	OFFICE STA	174,870.00	175,346.04	175,346.04	161,015.93	.00	178,594.28	1.9%
PD63500A	51320	OT-REPLACE	214,155.40	84,450.37	84,450.37	175,155.31	.00	87,000.00	3.0%
PD63500A	53300	PROF/TECH	8,212.66	7,000.00	7,000.00	6,260.69	.00	7,000.00	.0%
PD63500A	55900	POLICE SER	122,959.65	128,580.00	128,580.00	122,128.30	.00	128,580.00	.0%
PD63500A	56260	VEHICLE MA	53,322.69	50,000.00	50,000.00	48,426.52	.00	50,000.00	.0%
PD63500A	56262	GASOLINE	58,913.90	80,800.00	80,800.00	25,244.43	.00	80,800.00	.0%
PD63500A	56300	COMMUNICAT	85,215.96	80,488.00	80,488.00	80,473.13	.00	80,488.00	.0%
PD63500A	56550	STAFF UNIF	34,918.70	34,000.00	34,000.00	33,875.90	.00	34,000.00	.0%
PD63500A	56909	INVESTIGAT	853.10	5,000.00	5,000.00	.00	.00	5,000.00	.0%
PD63500A	56910	ARMORY SUP	10,430.79	12,000.00	12,000.00	5,364.80	.00	12,000.00	.0%
PD63500A	58100	DUES, FEES	3,100.00	3,600.00	3,600.00	3,600.00	.00	3,600.00	.0%
PD64900A	51320	OT-SPECIAL	16,774.28	22,572.01	22,572.01	5,886.63	.00	23,254.00	3.0%
PD64900A	53310	OUTSIDE PO	7,744.06	.00	.00	.00	.00	.00	.0%
PD65000A	51319	OT-BOE SPE	10,319.84	9,384.01	9,384.01	2,718.57	.00	9,667.00	3.0%
PD65000A	51320	OT-SPEC.DU	74,619.30	35,189.28	35,189.28	44,282.23	.00	36,252.00	3.0%
PD65100A	51320	OT-INVESTI	81,336.15	52,330.01	52,330.01	61,800.98	.00	53,910.00	3.0%
PD65200A	51320	OT-ED.& TR	33,448.31	30,758.41	30,758.41	19,889.01	.00	31,687.00	3.0%
PD65200A	53224	STAFF DEVE	12,200.00	12,200.00	12,200.00	11,069.05	.00	12,200.00	.0%
PD65300A	51040	DIFFERENTI	5,222.90	7,024.33	7,024.33	5,710.27	.00	7,236.00	3.0%
PD65300A	51320	PDDIFFOT	.00	.00	.00	279.00	.00	.00	.0%
PD65500A	51040	HOLIDAY DI	93,682.24	157,127.38	157,127.38	86,519.20	.00	161,873.00	3.0%

# Town of Madison, CT

## 2021-2022 Board of Finance Approved Budget by Department - Detail

ACCOUNTS FOR:		2020	2021	2021	2021	2021	2022	PCT
1000 GENERAL FUND		ACTUAL	ORIG BUD	REVISED BUD	ACTUAL	PROJECTION	BOARD OF FINANCE	CHANGE
TOTAL 3100 POLICE SERVICES		3,527,184.34	3,513,420.74	3,393,420.74	3,290,111.59	.00	3,709,191.73	5.6%
3110 ANIMAL CONTROL								
AC00000A	53300 PROF AND T	1,103.24	1,333.00	1,333.00	486.00	.00	1,333.00	.0%
AC65600A	51010 SAL-DEPT H	88,765.68	67,275.36	67,275.36	71,253.32	.00	68,966.64	2.5%
AC65600A	51040 WAGES	.00	5,235.36	5,235.36	.00	.00	5,237.00	.0%
AC65600A	55801 STAFF TRAV	1,380.80	2,000.00	2,000.00	761.44	.00	2,000.00	.0%
AC65600A	56900 MISC. SUPP	1,895.27	3,250.00	3,250.00	956.29	.00	3,250.00	.0%
TOTAL 3110 ANIMAL CONTROL		93,144.99	79,093.72	79,093.72	73,457.05	.00	80,786.64	2.1%
3120 COMMUNICATIONS								
CO65800A	51020 SAL-ADMIN	71,568.61	71,568.61	71,568.61	73,214.83	.00	73,214.69	2.3%
CO65800A	51030 SAL-TECH	396,143.02	463,034.88	463,034.88	428,836.59	.00	475,123.20	2.6%
CO65800A	51320 CLASSIFIED	128,690.17	131,470.00	131,470.00	105,079.28	.00	134,428.00	2.2%
CO65800A	53224 STAFF DEVE	4,180.44	7,080.00	7,080.00	1,412.76	.00	7,080.00	.0%
CO65800A	53300 PROF & TEC	126,295.58	132,580.00	132,580.00	128,496.77	.00	132,580.00	.0%
CO65800A	55301 TELECOMMUN	3,943.00	4,080.00	4,080.00	4,000.00	.00	4,080.00	.0%
CO65800A	56550 STAFF UNIF	1,915.00	2,125.00	2,125.00	1,756.29	.00	2,125.00	.0%
CO65800A	56900 SUPPLIES	2,250.00	2,250.00	2,250.00	793.78	.00	2,250.00	.0%
CO65800V	57350 COMMUNICAT	485,835.83	500,000.00	.00	.00	.00	500,000.00	.0%
TOTAL 3120 COMMUNICATIONS		1,220,821.65	1,314,188.49	814,188.49	743,590.30	.00	1,330,880.89	1.3%
3130 FIRE, AMB & CIVIL PREP								
AM86572A	53224 STAFF DEVE	3,000.00	3,000.00	3,000.00	4,898.00	.00	3,000.00	.0%
AM86572A	59500 OPER. FUNDS	665,000.00	918,000.00	918,000.00	918,000.00	.00	1,220,529.00	33.0%
AM86572V	57309 AMBULANCE	100,000.00	100,000.00	.00	.00	.00	100,000.00	.0%
CM86591A	53300 PROF & TEC	7,278.40	8,000.00	8,000.00	7,242.40	.00	8,000.00	.0%
EM63585A	55301 EMERGENCY	5,000.04	10,300.00	24,800.00	14,371.30	.00	20,000.00	94.2%
EM635HI	51040 WAGESHI	.00	.00	21,458.54	21,458.54	.00	.00	.0%
EM635HI	54600 TREEHI	.00	.00	15,250.00	15,250.00	.00	.00	.0%
EM635HI	56900 SUPPLIESHI	.00	.00	5,668.00	10,643.00	.00	.00	.0%
EM635HI	58400 LOCAL RELI	.00	.00	525.00	525.00	.00	.00	.0%
EM64285A	53300 PROF/TECH-	3,362.50	.00	.00	.00	.00	.00	.0%
EM68500A	51320 TESTOT	.00	.00	.00	1,335.03	.00	.00	.0%
EM68500A	56900 SUP COVID	132,596.26	.00	.00	88,843.35	.00	.00	.0%
FM00084A	53300 EMT - STAN	-340.00	.00	.00	.00	.00	.00	.0%
FM63684A	51010 SAL-DEPT H	67,054.68	71,163.07	71,163.07	77,185.81	.00	79,918.69	12.3%
FM63684A	51030 SAL-TECH	54,561.97	56,403.79	62,403.79	56,833.55	.00	60,477.36	7.2%
FM63684A	51040 WAGES-FIRE	907.50	1,000.00	1,000.00	.00	.00	1,000.00	.0%
FM63684A	53224 STAFF DEVE	2,569.58	3,500.00	3,500.00	307.15	.00	3,500.00	.0%
FM63684A	55301 TELEPHONE	2,140.76	3,000.00	3,000.00	2,580.00	.00	3,000.00	.0%



# Town of Madison, CT

## 2021-2022 Board of Finance Approved Budget by Department - Detail

ACCOUNTS FOR:			2020	2021	2021	2021	2021	2022	PCT
1000 GENERAL FUND			ACTUAL	ORIG BUD	REVISED BUD	ACTUAL	PROJECTION	BOARD OF FINANCE	CHANGE
FM63684A	55801	STAFF TRAV	1,561.19	2,500.00	2,500.00	889.93	.00	2,500.00	.0%
FM63684A	56300	COMPUTER M	2,515.00	3,000.00	3,000.00	2,590.45	.00	3,000.00	.0%
FM63684A	56550	STAFF UNIF	300.00	1,300.00	1,300.00	640.00	.00	1,300.00	.0%
FM63684A	56900	SUPPLIES	284.84	700.00	700.00	330.24	.00	700.00	.0%
FM63684A	57301	EQUIPMENT-	423.39	1,870.00	1,870.00	.00	.00	1,870.00	.0%
FM63684A	58100	DUES, FEES	505.00	600.00	600.00	310.00	.00	600.00	.0%
MH63682A	59500	MADISON HO	165,300.00	165,300.00	165,300.00	165,300.00	.00	165,300.00	.0%
MH63682V	57309	TRUCK REPL	275,000.00	290,000.00	.00	.00	.00	290,000.00	.0%
MH63682V	57350	HOSE EQUIP	25,400.00	25,400.00	.00	.00	.00	25,400.00	.0%
NM02983V	57351	NMADISON W	40,000.00	75,000.00	.00	.00	.00	75,000.00	.0%
NM63683A	59500	NORTH MADI	120,000.00	120,000.00	120,000.00	120,000.00	.00	120,000.00	.0%
NM63683V	57309	TRUCK REPL	130,000.00	130,000.00	.00	.00	.00	130,000.00	.0%
NM63683V	57350	HOSE EQUIP	15,000.00	37,000.00	.00	.00	.00	37,000.00	.0%
TE63570A	55301	TELEPHONE	10,503.66	12,000.00	12,000.00	10,824.00	.00	12,000.00	.0%
TOTAL 3130 FIRE, AMB & CIVIL			1,829,924.77	2,039,036.86	1,445,038.40	1,520,357.75	.00	2,364,095.05	15.9%
4100 LAND USE									
LU76000A	51010	SAL- DEPT	115,298.43	115,298.43	115,298.43	117,950.43	.00	117,950.29	2.3%
LU76000A	51120	OFFICE STA	131,005.70	133,467.58	133,467.58	119,702.27	.00	174,402.72	30.7%
LU76000A	53300	PROF & TEC	8,289.20	10,000.00	10,000.00	-33.80	.00	10,000.00	.0%
LU76000A	55301	TELEPHONE	440.70	1,020.00	1,020.00	450.00	.00	1,020.00	.0%
LU76000A	55400	LEGAL NOTI	1,931.95	3,700.00	3,700.00	.00	.00	3,700.00	.0%
LU76000A	55801	STAFF EXPE	1,468.08	2,500.00	2,500.00	1,471.44	.00	2,500.00	.0%
LU76000A	56101	OFFICE SUP	1,106.99	3,000.00	3,000.00	154.36	.00	3,000.00	.0%
LU76000A	58100	DUES, FEES	868.00	1,200.00	1,200.00	165.00	.00	1,200.00	.0%
TOTAL 4100 LAND USE			260,409.05	270,186.01	270,186.01	239,859.70	.00	313,773.01	16.1%
4104 HISTORIC DISTRICT COMMISSION									
HC73900A	51040	WAGES	170.39	900.00	900.00	170.39	.00	900.00	.0%
HC73900A	55400	LEGAL NOTI	31.00	250.00	250.00	.00	.00	250.00	.0%
HC73900A	56900	SUPPLIES	.00	186.00	186.00	.00	.00	186.00	.0%
TOTAL 4104 HISTORIC DISTRICT			201.39	1,336.00	1,336.00	170.39	.00	1,336.00	.0%
4105 CONSERVATION COMMISSION									
CC00000A	53300	PROFESSION	4,489.58	5,000.00	5,000.00	3,434.24	.00	5,000.00	.0%
TOTAL 4105 CONSERVATION COMM			4,489.58	5,000.00	5,000.00	3,434.24	.00	5,000.00	.0%
4110 ECONOMIC DEVELOP.									
ED83900A	53300	TOURISM	300.00	4,350.00	4,350.00	.00	.00	.00	.0%
ED84100A	53300	PROF / TEC	4,992.04	9,629.00	9,629.00	9,887.12	.00	13,979.00	45.2%

# Town of Madison, CT

## 2021-2022 Board of Finance Approved Budget by Department - Detail

ACCOUNTS FOR:		2020	2021	2021	2021	2021	2022	PCT
1000 GENERAL FUND		ACTUAL	ORIG BUD	REVISED BUD	ACTUAL	PROJECTION	BOARD OF FINANCE	CHANGE
TOTAL 4110 ECONOMIC DEVELOP.		5,292.04	13,979.00	13,979.00	9,887.12	.00	13,979.00	.0%
4120 BUILDING DEPT								
BU74000A	51010 SAL - DEPT	91,034.71	91,034.71	91,034.71	93,128.76	.00	93,128.51	2.3%
BU74000A	51120 OFFICE STA	51,796.18	37,970.10	37,970.10	39,435.96	.00	40,026.93	5.4%
BU74000A	53224 STAFF DEVE	1,309.90	2,190.00	2,190.00	.00	.00	2,190.00	.0%
BU74000A	53300 PROF & TEC	31,988.76	35,617.00	35,617.00	35,185.50	.00	35,617.00	.0%
BU74000A	55301 TELEPHONE	1,664.86	1,800.00	1,800.00	1,620.00	.00	1,800.00	.0%
BU74000A	55801 STAFF TRAV	1,920.98	2,100.00	2,100.00	581.52	.00	2,100.00	.0%
BU74000A	56101 OFFICE SUP	570.57	1,150.00	1,150.00	339.84	.00	1,150.00	.0%
BU74000A	56550 STAFF UNIF	792.76	.00	.00	.00	.00	.00	.0%
TOTAL 4120 BUILDING DEPT		181,078.72	171,861.81	171,861.81	170,291.58	.00	176,012.44	2.4%
5100 BEACH & REC.								
BR03400A	57301 EQUIPGROUND	5,700.83	7,600.00	7,600.00	4,569.19	.00	7,600.00	.0%
BR20500U	54308 PLANNED AN	56,000.00	56,000.00	.00	.00	.00	56,000.00	.0%
BR52000A	54400 MAINT. TO	-20,000.00	-20,000.00	-20,000.00	-20,000.00	.00	-20,000.00	.0%
BR55200A	51040 WAGES- GRO	503,790.50	534,565.04	534,565.04	542,891.62	.00	548,963.36	2.7%
BR55200A	51320 SUMMER STA	57,575.40	59,535.00	59,535.00	40,773.13	.00	62,720.00	5.3%
BR55200A	54210 DISPOSAL/R	37,747.15	40,000.00	40,000.00	56,270.91	.00	60,000.00	50.0%
BR55200A	54300 PARKS BUIL	27,412.84	33,530.00	33,530.00	16,880.71	.00	33,530.00	.0%
BR55200A	56130 MAINTENANC	14,535.15	29,000.00	25,700.00	9,260.44	.00	29,000.00	.0%
BR55200A	56550 WORKING GE	7,899.48	8,500.00	8,500.00	6,138.48	.00	8,700.00	2.4%
BR55279A	51320 OVERTIME W	39,627.70	42,588.00	42,588.00	36,833.45	.00	43,000.00	1.0%
BR62400A	54900 PURCHASED	71,604.13	85,000.00	85,000.00	58,000.00	.00	85,000.00	.0%
BR62777A	54900 PURCHASED	9,200.00	12,350.00	12,350.00	11,145.00	.00	12,350.00	.0%
BR63000A	51010 SAL - DEPT	120,151.17	120,151.17	120,151.17	122,914.87	.00	60,151.38	-49.9%
BR63000A	51020 SAL - ADMI	174,546.11	181,363.94	181,363.94	182,828.61	.00	98,164.16	-45.9%
BR63000A	51120 OFFICE STA	121,638.85	118,363.12	118,363.12	116,872.94	.00	180,767.44	52.7%
BR63000A	55300 BEACH & RE	14,285.54	16,000.00	19,300.00	21,265.68	.00	19,000.00	18.8%
BR63000A	55500 PRINTING	4,173.26	4,500.00	4,500.00	2,390.00	.00	4,500.00	.0%
BR63000A	55801 STAFF TRAV	289.88	978.00	978.00	.00	.00	978.00	.0%
BR63000A	56101 OFFICE SUP	1,754.21	1,800.00	1,800.00	1,530.63	.00	2,000.00	11.1%
BR63000A	58100 DUES, FEES	1,575.00	2,200.00	2,200.00	1,460.00	.00	2,200.00	.0%
BR63179A	51040 WAGES - FA	184,916.37	200,333.00	200,333.00	176,024.73	.00	261,491.50	30.5%
BR63381A	54900 PURCHASE S	17,170.75	19,000.00	19,000.00	17,436.31	.00	19,000.00	.0%
BR64100A	53300 PROF/TECH	1,883.00	2,000.00	2,000.00	1,738.00	.00	2,000.00	.0%
BR64100A	54300 EQUIPMENT	19,254.17	20,000.00	20,000.00	17,627.51	.00	20,000.00	.0%
BR64100A	54900 PURCHASE S	19,456.68	34,000.00	34,000.00	14,046.07	.00	34,000.00	.0%
BR64100A	56140 GROUNDS MA	76,356.41	92,389.00	92,389.00	71,870.37	.00	92,389.00	.0%
BR64179A	54900 PURCHASE S	26,972.74	.00	.00	.00	.00	.00	.0%
BR68579A	51040 FACMON COV	9,149.51	.00	.00	.00	.00	.00	.0%

# Town of Madison, CT

## 2021-2022 Board of Finance Approved Budget by Department - Detail

ACCOUNTS FOR:		2020	2021	2021	2021	2021	2022	PCT
1000 GENERAL FUND		ACTUAL	ORIG BUD	REVISED BUD	ACTUAL	PROJECTION	BOARD OF FINANCE	CHANGE
BR95079T 57301	EQUIPMENT-	14,944.99	15,000.00	15,000.00	8,125.09	.00	15,000.00	.0%
TOTAL 5100 BEACH & REC.		1,619,611.82	1,716,746.27	1,660,746.27	1,518,893.74	.00	1,738,504.84	1.3%
<b>6120 YOUTH &amp; FAMILY SERVICES</b>								
YF63900A 51320	OVERTIME	2,944.16	9,704.50	.00	.00	.00	.00	-100.0%
YF77000A 53300	PRO/TECH-	2,100.00	3,000.00	3,000.00	1,500.00	.00	3,000.00	.0%
YF77000A 58400	LOCAL RELI	16,688.51	20,000.00	20,000.00	112.70	.00	18,000.00	-10.0%
YF82000A 51010	SAL - DEPT	105,592.94	105,592.94	105,592.94	108,021.81	.00	108,021.58	2.3%
YF82000A 51020	SAL - ADMI	525,227.55	594,236.56	594,236.56	557,400.73	.00	595,219.45	.2%
YF82000A 51120	OFFICE STA	95,611.81	100,485.52	100,485.52	103,311.80	.00	105,200.49	4.7%
YF82000A 51320	YF OVERTIM	.00	.00	9,704.50	6,544.65	.00	3,134.96	.0%
YF82000A 51350	AFTRHRSTIP	.00	.00	.00	1,050.00	.00	5,670.00	.0%
YF82000A 53224	STAFF DEVE	2,191.99	3,000.00	3,000.00	1,333.75	.00	3,000.00	.0%
YF82000A 53300	PROF & TEC	26,794.66	28,050.00	28,050.00	10,735.66	.00	31,163.42	11.1%
YF82000A 55301	TELEPHONE	1,749.14	1,800.00	1,800.00	1,029.95	.00	1,800.00	.0%
YF82000A 55302	POSTAGE	227.85	250.00	250.00	250.00	.00	300.00	20.0%
YF82000A 55801	STAFF TRAV	3,179.45	6,000.00	6,000.00	1,205.66	.00	5,800.00	-3.3%
YF82000A 56101	OFFICE SUP	3,294.45	3,263.88	3,263.88	2,419.04	.00	3,200.00	-2.0%
YF82000A 56900	PROGRAM SU	8,947.63	9,784.55	9,784.55	3,887.86	.00	9,784.55	.0%
YF95065T 57330	FURNITURE	725.87	1,500.00	1,500.00	730.14	.00	1,500.00	.0%
TOTAL 6120 YOUTH & FAMILY SE		795,276.01	886,667.95	886,667.95	799,533.75	.00	894,794.45	.9%
<b>6140 COMMUNITY SUPPORT</b>								
CS85600A 59500	COMMUNITY	20,437.43	26,500.00	26,500.00	19,520.00	.00	26,500.00	.0%
TOTAL 6140 COMMUNITY SUPPORT		20,437.43	26,500.00	26,500.00	19,520.00	.00	26,500.00	.0%
<b>6170 SENIOR SERVICES</b>								
SC56000A 51040	WAGES - Bu	47,414.39	58,669.33	58,669.33	6,840.12	.00	57,734.45	-1.6%
SC70000A 51010	SAL - DEPT	105,592.94	105,592.94	105,592.94	108,021.81	.00	122,914.65	16.4%
SC70000A 51020	SAL - ADMI	157,188.68	161,817.17	161,817.17	167,457.37	.00	197,555.64	22.1%
SC70000A 51040	CAFE WAGES	96,742.59	102,548.73	102,548.73	22,952.88	.00	105,953.40	3.3%
SC70073A 51040	WAGES	21,465.61	52,000.00	52,000.00	39,176.66	.00	52,847.00	1.6%
SC70073A 53224	STAFF DEVE	810.95	1,000.00	1,000.00	145.00	.00	1,000.00	.0%
SC70073A 53300	PROFESSION	14,000.00	14,000.00	14,000.00	1,570.00	.00	14,000.00	.0%
SC70073A 55301	TELEPHONE	1,317.34	1,800.00	1,800.00	1,350.00	.00	1,800.00	.0%
SC70073A 55500	PRINTING &	4,193.59	7,120.00	7,120.00	5,108.47	.00	7,120.00	.0%
SC70073A 55801	STAFF TRAV	896.01	1,017.00	1,017.00	73.60	.00	1,017.00	.0%
SC70073A 56101	OFFICE SUP	1,980.16	2,500.00	2,500.00	844.22	.00	2,500.00	.0%
SC70073A 56215	CABLE	1,398.57	1,700.00	1,700.00	1,700.00	.00	1,700.00	.0%
SC70073A 56900	SUPPLIES	604.99	1,500.00	1,500.00	756.53	.00	1,500.00	.0%
SC70073A 58100	DUES, FEES	1,445.00	2,100.00	2,100.00	1,665.00	.00	2,100.00	.0%

# Town of Madison, CT

## 2021-2022 Board of Finance Approved Budget by Department - Detail

ACCOUNTS FOR:			2020	2021	2021	2021	2021	2022	PCT	
1000 GENERAL FUND			ACTUAL	ORIG BUD	REVISED BUD	ACTUAL	PROJECTION	BOARD OF FINANCE	CHANGE	
SC70073A 58300	NUTRITION		10,224.54	11,500.00	11,500.00	4,123.60	.00	11,500.00	.0%	
TOTAL 6170 SENIOR SERVICES			465,275.36	524,865.17	524,865.17	361,785.26	.00	581,242.14	10.7%	
<b>6180 HEALTH DEPARTMENT</b>										
HD60000A 51120	SAL - OFFI		28,810.72	45,656.73	45,656.73	47,977.70	.00	.00	.0%	
HD63800A 56550	UNIFORMS		300.00	.00	.00	.00	.00	300.00	.0%	
HD75000A 51010	SAL - DEPT		110,445.68	110,445.68	110,445.68	112,985.99	.00	112,985.93	2.3%	
HD75000A 51030	SAL - TECH		62,695.44	69,788.60	69,788.60	76,012.52	.00	79,883.73	14.5%	
HD75000A 54901	MOSQUITO C		14,065.00	15,974.00	15,974.00	6,565.00	.00	15,974.00	.0%	
HD75000A 55301	TELEPHONE		1,255.47	1,580.00	1,580.00	1,580.00	.00	1,580.00	.0%	
HD75000A 55801	STAFF TRAV		1,354.09	500.00	500.00	67.39	.00	500.00	.0%	
HD75000A 56900	SUPPLIES		2,164.50	3,318.00	3,318.00	1,613.53	.00	3,318.00	.0%	
HD75000A 57400	HAZ WASTE		28,520.06	22,280.00	22,280.00	6,328.67	.00	22,280.00	.0%	
HD81200A 53300	WATER ANAL		.00	350.00	350.00	.00	.00	350.00	.0%	
TOTAL 6180 HEALTH DEPARTMENT			249,610.96	269,893.01	269,893.01	253,130.80	.00	237,171.66	-12.1%	
<b>7100 EMPLOYEE BENEFITS</b>										
EB01700W 51115	SEVERANCE		50,000.00	50,000.00	.00	.00	.00	50,000.07	.0%	
EB92000A 52121	HEALTH INS		106,024.85	134,959.00	134,959.00	113,163.24	.00	181,583.75	34.5%	
EB92000A 52130	LIFE INSUR		8,748.15	9,126.00	9,126.00	6,555.25	.00	9,204.00	.9%	
EB92000A 52200	SOCIAL SEC		732,265.21	756,406.00	756,406.00	581,562.88	.00	832,135.04	10.0%	
EB92000A 52202	FSA ADMINI		2,884.45	3,158.00	3,158.00	2,370.60	.00	3,230.00	2.3%	
EB92000A 52300	TOWN PENSI		749,601.00	907,083.00	907,083.00	907,083.00	.00	935,916.00	3.2%	
EB92000A 52301	DEF CONTRI		156,716.14	180,938.85	180,938.85	134,616.15	.00	187,549.43	3.7%	
EB92000A 52302	HEART & HY		132,400.28	137,947.43	137,947.43	103,465.48	.00	138,532.02	.4%	
EB92000A 52303	POLICE PEN		645,044.00	755,497.00	755,497.00	755,497.00	.00	655,220.00	-13.3%	
EB92000A 52304	VOL FIRE S		58,113.00	69,174.00	69,174.00	69,174.00	.00	71,949.00	4.0%	
EB92000A 52500	EMPLOYMENT		23,484.60	47,500.00	47,500.00	29,469.62	.00	57,400.00	20.8%	
EB92000A 52600	WORKERS' C		362,623.32	323,292.00	323,292.00	323,237.00	.00	303,455.00	-6.1%	
EB92000A 52700	DISABILITY		12,324.33	16,347.12	16,347.12	9,428.68	.00	14,586.12	-10.8%	
EB92000A 53300	PROF/TECH-		.00	4,447.44	4,447.44	.00	.00	4,379.28	-1.5%	
TOTAL 7100 EMPLOYEE BENEFITS			3,040,229.33	3,395,875.84	3,345,875.84	3,035,622.90	.00	3,445,139.71	1.5%	
<b>8110 LIBRARY</b>										
LB00000A 59500	LIBRARY OP		1,004,841.00	1,154,841.00	1,304,841.00	1,149,246.76	.00	1,547,321.00	34.0%	
LB85200A 59100	LIBRARY CO		150,000.00	150,000.00	.00	.00	.00	.00	.0%	
TOTAL 8110 LIBRARY			1,154,841.00	1,304,841.00	1,304,841.00	1,149,246.76	.00	1,547,321.00	18.6%	
<b>8140 CONTINGENCY</b>										
CT85200A 59100	CONTINGENC		.00	71,250.00	7,848.46	.00	.00	71,250.00	.0%	

# Town of Madison, CT

## 2021-2022 Board of Finance Approved Budget by Department - Detail

ACCOUNTS FOR:		2020	2021	2021	2021	2021	2022	PCT
1000 GENERAL FUND		ACTUAL	ORIG BUD	REVISED BUD	ACTUAL	PROJECTION	BOARD OF FINANCE	CHANGE
TOTAL 8140 CONTINGENCY		.00	71,250.00	7,848.46	.00	.00	71,250.00	.0%
<b>8150 GENERAL GOVERNMENT</b>								
GG00000A 57303	COPIERS /	9,253.68	9,300.00	9,300.00	9,253.68	.00	9,300.00	.0%
GG01800W 52400	SELF INSUR	45,000.00	45,000.00	.00	990.88	.00	45,000.00	.0%
GG03500W 52402	PLN RES GF	50,000.00	50,000.00	.00	.00	.00	50,000.00	.0%
GG83000A 51330	SALARY ADJ	2,000.00	220,928.35	220,928.35	.00	.00	170,319.56	-22.9%
GG83000A 53000	UNBUDGETED	4,085.49	5,000.00	5,000.00	1,627.83	.00	5,000.00	.0%
GG83000A 53224	STAFF DEVE	.00	500.00	500.00	208.00	.00	500.00	.0%
GG83000A 53300	PROF & TEC	34.00	11,000.00	11,000.00	6,937.00	.00	11,000.00	.0%
GG83000A 54300	REPAIRS/MA	2,577.85	4,500.00	4,500.00	.00	.00	4,500.00	.0%
GG83000A 54410	NORTHSIDE	17,142.68	17,541.36	17,541.36	17,541.36	.00	17,541.36	.0%
GG83000A 55115	ESTUARY TR	3,390.00	3,500.00	3,500.00	3,460.00	.00	3,500.00	.0%
GG83000A 55201	GENERAL IN	343,236.80	350,416.00	350,416.00	319,568.87	.00	344,338.00	-1.7%
GG83000A 55500	PRINT & BI	2,726.35	2,750.00	2,750.00	1,111.70	.00	2,750.00	.0%
GG83000A 56900	SUPPLIES-E	2,999.90	3,000.00	3,000.00	677.35	.00	3,000.00	.0%
GG83000A 58100	DUES, FEES	24,198.70	25,000.00	25,000.00	24,190.70	.00	25,000.00	.0%
GG83064A 55302	POSTAGE	22,015.55	24,000.00	24,000.00	16,824.00	.00	24,000.00	.0%
GG85400A 57400	4TH FIREWO	.00	12,870.00	12,870.00	.00	.00	12,870.00	.0%
GG85400A 59500	HOLIDAY OB	24,200.00	8,000.00	8,000.00	7,474.00	.00	21,000.00	162.5%
GG95000T 57330	OFFICE FUR	3,458.64	5,000.00	5,000.00	976.50	.00	5,000.00	.0%
TOTAL 8150 GENERAL GOVERNMENT		556,319.64	798,305.71	703,305.71	410,841.87	.00	754,618.92	-5.5%
<b>8210 DEBT SVCE - GOVT</b>								
TD85300A 59200	DEBT / INT	472,158.76	497,433.76	497,433.76	295,251.26	.00	432,733.76	-13.0%
TD85300A 59201	DEBT / PRI	670,000.00	820,000.00	820,000.00	740,000.00	.00	970,000.00	18.3%
TOTAL 8210 DEBT SVCE - GOVT		1,142,158.76	1,317,433.76	1,317,433.76	1,035,251.26	.00	1,402,733.76	6.5%
<b>9108 TOWN HEALTH BENEFITS</b>								
TH92000A 52120	HEALTH INS	1,793,787.81	1,968,284.00	1,968,284.00	152,528.51	.00	1,883,706.00	-4.3%
TH92000A 52123	HEALTH INS	142,134.57	.00	.00	117,271.80	.00	.00	.0%
TH92000A 52130	GROUP TERM	-64.40	.00	.00	99.00	.00	.00	.0%
TH92000A 53300	CONSULTANT	11,790.00	.00	.00	9,045.00	.00	.00	.0%
TOTAL 9108 TOWN HEALTH BENEF		1,947,647.98	1,968,284.00	1,968,284.00	278,944.31	.00	1,883,706.00	-4.3%
<b>9110 PRIVATE SCHOOLS</b>								
PV85700A 53300	PROF & TEC	59,771.00	39,660.00	39,660.00	39,660.00	.00	40,652.00	2.5%
PV85700A 55111	TRANSPORTA	201,807.90	140,000.00	140,000.00	137,024.33	.00	140,000.00	.0%
TOTAL 9110 PRIVATE SCHOOLS		261,578.90	179,660.00	179,660.00	176,684.33	.00	180,652.00	.6%
GRAND TOTAL		26,215,106.30	28,081,831.71	24,170,681.71	19,920,118.95	.00	29,132,829.74	3.74%

**Town of Madison**  
**Annual Capital Budget Summary**  
**Fiscal Years 2021-2022 through 2025-2026**

Capital Project Fund	Fiscal Year						Total
	2020-2021	2021-2022	2022-2023	2023-2024	2024-2025	2025-2026	
Ambulance Replacement	\$ 100,000	\$ 100,000	\$ 100,000	\$ 100,000	\$ 100,000	\$ 100,000	\$ 500,000
Capital Non-Recurring Expenditures	1,372,704	1,372,704	1,456,302	1,499,991	1,544,991	1,591,340	7,465,328
Communications	500,000	500,000	480,000	350,000	350,000	350,000	2,030,000
Fire Protection Water Tanks	75,000	75,000	75,000	75,000	75,000	75,000	375,000
Highway Equip & Town Vehicle	170,000	170,000	275,000	300,000	325,000	350,000	1,420,000
Madison Hose Co. No. 1 Apparatus/Truck Repl	290,000	290,000	250,000	250,000	250,000	250,000	1,290,000
Madison Hose Co. No. 1 Hose & Equip	25,400	25,400	25,000	25,000	25,000	25,000	125,400
Major Roads	580,000	580,000	700,000	760,000	820,000	880,000	3,740,000
NOMAD Apparatus/Truck Repl	130,000	130,000	130,000	130,000	130,000	130,000	650,000
NOMAD Hose & Equip	37,000	37,000	37,000	37,000	37,000	37,000	185,000
Police Vehicles	120,000	120,000	120,000	120,000	136,000	136,000	632,000
Technology	140,000	140,000	160,000	170,000	180,000	180,000	830,000
<b>Total Capital Budget</b>	<b>\$ 3,540,104</b>	<b>\$ 3,540,104</b>	<b>\$ 3,808,302</b>	<b>\$ 3,816,991</b>	<b>\$ 3,972,991</b>	<b>\$ 4,104,340</b>	<b>\$ 19,242,728</b>

# Town of Madison, CT

## 2021-2022 Approved Revenue (Excluding Tax Revenue)

ACCOUNTS FOR:		2020	2021	2021	2021	2021	2022	PCT
GENERAL FUND		ACTUAL	ORIG BUD	REVISED BUD	ACTUAL	PROJECTION	BOARD OF FINANCE	CHANGE
1100	BOARD OF SELECTMEN							
SO50000A	49002 LODGING LI	.00	350.00	450.00	.00	.00	450.00	.0%
SO50000A	49003 MISC	738,495.00	12,000.00	37,000.00	415,066.42	.00	37,000.00	.0%
SO50000A	49004 ADMIN FEES	11,020.00	9,000.00	9,000.00	6,164.43	.00	9,000.00	.0%
SO50000A	49006 TOWER RENT	241,008.00	210,738.12	224,471.88	94,756.28	.00	253,236.00	12.8%
SO50000A	49008 OLMREV	.00	.00	300,000.00	230,000.00	.00	260,000.00	-13.3%
	TOTAL BOARD OF SELECTMEN	990,523.00	232,088.12	570,921.88	745,987.13	.00	559,686.00	-2.0%
1105	FISCAL SERVICES DEPT							
FN53000A	49008 INTEREST I	832,543.27	273,000.00	585,000.00	408,510.93	.00	205,194.00	-64.9%
FN53000A	49014 COE PARK	.02	.00	.00	.00	.00	.00	.0%
FN53000A	49202 NEW CHANGE	23,470.00	.00	.00	.00	.00	.00	.0%
	TOTAL FISCAL SERVICES DEPT	856,013.29	273,000.00	585,000.00	408,510.93	.00	205,194.00	-64.9%
1115	TOWN CLERK							
TC79000A	49009 DOCUMENT F	144,186.00	132,500.00	132,500.00	169,461.00	.00	132,500.00	.0%
TC79000A	49010 VITAL STAT	22,070.00	17,000.00	17,000.00	17,039.00	.00	17,000.00	.0%
TC79000A	49012 DOG FEES	986.50	1,000.00	1,000.00	242.50	.00	1,000.00	.0%
TC79000A	49013 REAL ESTAT	432,029.00	400,000.00	400,000.00	579,107.55	.00	400,000.00	.0%
TC79000A	49084 FARM FUND	6,975.00	8,000.00	8,000.00	6,198.00	.00	8,000.00	.0%
	TOTAL TOWN CLERK	606,246.50	558,500.00	558,500.00	772,048.05	.00	558,500.00	.0%
1135	TAX COLLECTOR							
TX53000A	49014 INTEREST T	208,549.00	150,000.00	150,000.00	161,888.32	.00	150,000.00	.0%
TX78000A	49000 TAX REVENU	82,848,033.00	.00	.00	82,040,662.86	.00	.00	.0%
TX78000A	49001 TAX REFUND	-109,411.28	.00	.00	-162,287.66	.00	.00	.0%
TX78000A	49016 LIEN FEES	1,920.00	1,600.00	1,600.00	912.00	.00	1,600.00	.0%
TX78001A	49015 IN LIEU OF	141,163.16	130,000.00	130,000.00	141,163.58	.00	130,000.00	.0%
	TOTAL TAX COLLECTOR	83,090,253.88	281,600.00	281,600.00	82,182,339.10	.00	281,600.00	.0%
2103	LANDFILL							
PW62300A	49044 HAULER'S P	.00	.00	.00	285.00	.00	.00	.0%
PW62800A	49023 BULKY WAST	10,931.00	10,276.00	12,257.00	18,080.08	.00	13,000.00	6.1%
	TOTAL LANDFILL	10,931.00	10,276.00	12,257.00	18,365.08	.00	13,000.00	6.1%
3100	POLICE SERVICES							
PD63500A	49004 CREDIT CAR	60.00	.00	.00	.00	.00	.00	.0%

# Town of Madison, CT

## 2021-2022 Approved Revenue (Excluding Tax Revenue)

ACCOUNTS FOR:			2020	2021	2021	2021	2021	2022	PCT
GENERAL FUND			ACTUAL	ORIG BUD	REVISED BUD	ACTUAL	PROJECTION	BOARD OF FINANCE	CHANGE
PD63500A	49028	PARKING TI	2,320.00	6,500.00	6,500.00	1,030.00	.00	6,500.00	.0%
PD63500A	49031	INSURANCE	2,403.00	1,500.00	1,500.00	1,688.75	.00	1,500.00	.0%
PD63500A	49032	WEAPONS PE	2,826.50	6,000.00	6,000.00	7,420.00	.00	6,000.00	.0%
PD63500A	49033	DOG FUND	4,100.00	4,100.00	4,100.00	250.00	.00	4,100.00	.0%
PD63500A	49034	PDPHOTO	10.00	.00	.00	.00	.00	.00	.0%
PD63500A	49035	VENDORS PE	1,000.00	3,600.00	3,600.00	500.00	.00	3,600.00	.0%
PD63500A	49039	MISCELLANE	4,865.00	6,000.00	6,000.00	1,365.00	.00	6,000.00	.0%
PD63500A	49563	POLICE MED	1,480.75	.00	.00	780.50	.00	.00	.0%
PD65000A	49038	SPECIAL DU	109,043.00	38,775.00	38,775.00	59,870.54	.00	38,775.00	.0%
TOTAL POLICE SERVICES			128,108.25	66,475.00	66,475.00	72,904.79	.00	66,475.00	.0%
3130	FIRE, AMB & CIVIL PREP								
EM63585A	49105	FED DISAST	26,052.11	.00	.00	61,486.40	.00	.00	.0%
EM74585A	49044	FIRE PERMI	2,935.25	.00	.00	1,010.00	.00	.00	.0%
FM00000A	49033	FIRE WATCH	.00	2,000.00	2,000.00	.00	.00	2,000.00	.0%
TOTAL FIRE, AMB & CIVIL PREP			28,987.36	2,000.00	2,000.00	62,496.40	.00	2,000.00	.0%
4100	LAND USE								
LU76000A	49044	P&Z, IWA PE	7,919.05	18,000.00	18,000.00	12,140.20	.00	18,000.00	.0%
TOTAL LAND USE			7,919.05	18,000.00	18,000.00	12,140.20	.00	18,000.00	.0%
4120	BUILDING DEPT								
BU74000A	49003	MISCELLANE	393.50	500.00	.00	10.00	.00	.00	.0%
BU74000A	49044	BUILDING P	462,387.03	450,000.00	450,000.00	286,028.88	.00	450,000.00	.0%
BU74000A	49045	BUILDING P	-12,518.22	.00	.00	-9,519.18	.00	.00	.0%
BU74000A	49046	STATE EDUC	-4,317.41	.00	.00	-8,223.00	.00	.00	.0%
TOTAL BUILDING DEPT			445,944.90	450,500.00	450,000.00	268,296.70	.00	450,000.00	.0%
5100	BEACH & REC.								
BR63000A	49064	RECREATION	-227.00	104,123.00	88,500.00	.00	.00	88,500.00	.0%
BR63000A	49065	FACILITIES	18,087.50	64,000.00	64,000.00	14,125.00	.00	64,000.00	.0%
BR63000A	49067	BR PARKING	12,130.00	.00	.00	.00	.00	.00	.0%
BR63000A	49068	BEACH PASS	201,210.00	184,000.00	184,000.00	29,332.40	.00	184,000.00	.0%
BR63000A	49069	GYM PASSES	7,970.00	13,000.00	13,000.00	20.00	.00	13,000.00	.0%
BR63000A	49074	BOAT STORA	34,175.00	36,000.00	36,000.00	25,540.00	.00	36,000.00	.0%
TOTAL BEACH & REC.			273,345.50	401,123.00	385,500.00	69,017.40	.00	385,500.00	.0%
6120	YOUTH & FAMILY SERVICES								
YF82000A	49057	COUNSELING	77,034.44	60,000.00	75,000.00	53,499.73	.00	75,000.00	.0%



# Town of Madison, CT

## 2021-2022 Approved Revenue (Excluding Tax Revenue)

ACCOUNTS FOR:			2020	2021	2021	2021	2021	2022	PCT
GENERAL FUND			ACTUAL	ORIG BUD	REVISED BUD	ACTUAL	PROJECTION	BOARD OF FINANCE	CHANGE
YF82000A	49058	PARENTING	.00	600.00	200.00	.00	.00	200.00	.0%
YF82000A	49059	OTHER GROU	.00	2,440.00	2,440.00	.00	.00	2,440.00	.0%
YF82000A	49116	DONATIONS	100.00	.00	.00	25.00	.00	.00	.0%
YF90000A	49113	YSB GRANT	25,487.00	.00	.00	27,244.25	.00	.00	.0%
YF90000A	49114	SCOPE -GRA	15,258.00	.00	.00	15,258.00	.00	.00	.0%
TOTAL YOUTH & FAMILY SERVICE			117,879.44	63,040.00	77,640.00	96,026.98	.00	77,640.00	.0%
6170	SENIOR SERVICES								
SC70073A	49064	RECREATION	15,000.00	15,000.00	15,000.00	1,451.00	.00	15,000.00	.0%
SC70073A	49065	SENIOR CTR	7,343.00	12,000.00	12,000.00	.00	.00	12,000.00	.0%
TOTAL SENIOR SERVICES			22,343.00	27,000.00	27,000.00	1,451.00	.00	27,000.00	.0%
6180	HEALTH DEPARTMENT								
HD75000A	49044	HEALTH PER	48,043.88	2,000.00	2,000.00	222.51	.00	2,000.00	.0%
HD75300A	49044	SEPTIC/LOT	.00	6,000.00	6,000.00	7,725.00	.00	6,000.00	.0%
HD75400A	49044	B100A REVI	.00	15,000.00	15,000.00	3,950.00	.00	15,000.00	.0%
HD75500A	49044	SEPTIC PER	.00	11,500.00	11,500.00	9,475.00	.00	11,500.00	.0%
HD75600A	49044	SOIL TESTI	.00	9,500.00	9,500.00	5,925.00	.00	9,500.00	.0%
HD75700A	49044	PRIVATE WE	.00	1,000.00	1,000.00	1,150.00	.00	1,000.00	.0%
HD75800A	49044	FOOD SERVI	.00	8,000.00	8,000.00	5,400.00	.00	8,000.00	.0%
TOTAL HEALTH DEPARTMENT			48,043.88	53,000.00	53,000.00	33,847.51	.00	53,000.00	.0%
8150	GENERAL GOVERNMENT								
GG00000A	49112	GEN ED REV	.00	.00	.00	25,810.31	.00	.00	.0%
GG78000A	49081	TELECOMMUN	1,411.64	.00	.00	40,448.15	.00	.00	.0%
GG90000A	49003	MISC STATE	6,795.00	6,795.00	6,795.00	1,530.50	.00	6,795.00	.0%
GG90000A	49019	COURTS	7,951.25	.00	.00	2,070.00	.00	.00	.0%
GG90000A	49075	IN LIEU OF	295,398.00	295,398.00	295,398.00	295,398.00	.00	295,398.00	.0%
GG90000A	49077	PROPERTY T	646.53	.00	.00	.00	.00	.00	.0%
GG90000A	49080	VETERAN'S	17,010.00	.00	.00	13,563.59	.00	.00	.0%
GG90000A	49084	LOCIP	111,336.00	129,341.00	110,932.00	.00	.00	110,932.00	.0%
GG90000A	49087	MUNICIPAL	175,790.00	.00	.00	175,790.00	.00	.00	.0%
TOTAL GENERAL GOVERNMENT			616,338.42	431,534.00	413,125.00	554,610.55	.00	413,125.00	.0%
9101	GENERAL EDUCATION								
GE50110A	42403	MEDICAID R	14,498.75	.00	.00	8,341.63	.00	.00	.0%
GE50110A	49003	MISCELLANE	657.36	2,000.00	2,000.00	.00	.00	2,000.00	.0%
GE50110A	49065	FACILITIES	.00	5,000.00	5,000.00	.00	.00	.00	.0%
GE53010A	49087	DOWD TRUST	.41	.00	.00	.00	.00	.00	.0%
GE90000A	49088	EDUCATION	419,128.00	.00	.00	197,734.00	.00	.00	.0%

# Town of Madison, CT

## 2021-2022 Approved Revenue (Excluding Tax Revenue)

ACCOUNTS FOR:		2020	2021	2021	2021	2021	2022	PCT
GENERAL FUND		ACTUAL	ORIG BUD	REVISED BUD	ACTUAL	PROJECTION	BOARD OF FINANCE	CHANGE
GE90000A	49094 SPECIAL ED	896,251.00	.00	.00	.00	.00	.00	.0%
TOTAL GENERAL EDUCATION		1,330,535.52	7,000.00	7,000.00	206,075.63	.00	2,000.00	-71.4%
9102	SPECIAL EDUCATION/STUDENT SERV							
SE90000A	49091 SPECIAL ED	-896,251.00	.00	.00	.00	.00	.00	.0%
TOTAL SPECIAL EDUCATION/STUD		-896,251.00	.00	.00	.00	.00	.00	.0%
9110	PRIVATE SCHOOLS							
PV90000A	49102 PRIVATE SC	3,797.00	.00	.00	.00	.00	.00	.0%
TOTAL PRIVATE SCHOOLS		3,797.00	.00	.00	.00	.00	.00	.0%
GRAND TOTAL		87,680,958.99	2,875,136.12	3,508,018.88	85,504,117.45	.00	3,112,720.00	-11.3%